

The Annual Report of Her
Majesty's Chief Inspector
of Education and Training
in Wales

2012-2013

Appendices

Inspection outcomes
data and learner/parent
questionnaire summaries



Rhagoriaeth i bawb - Excellence for all

Arolygiaeth Ei Mawrhydi dros Addysg
a Hyfforddiant yng Nghymru

Her Majesty's Inspectorate
for Education and Training in Wales



Contents

2 - 5	Contents
6-66	Appendix 1: Inspection outcomes data
6-54	Distribution of inspection outcomes
6 - 9	All providers
6	2010-2011 to 2012-2013
7	2010-2011
8	2011-2012
9	2012-2013
10-13	Primary schools
10	2010-2011 to 2012-2013
11	2010-2011
12	2011-2012
13	2012-2013
14-17	Secondary schools
14	2010-2011 to 2012-2013
15	2010-2011
16	2011-2012
17	2012-2013
18-21	Maintained special schools
18	2010-2011 to 2012-2013
19	2010-2011
20	2011-2012
21	2012-2013
22-25	Independent special schools
22	2010-2011 to 2012-2013
23	2010-2011
24	2011-2012
25	2012-2013
26-29	Independent schools
26	2010-2011 to 2012-2013
27	2010-2011
28	2011-2012
29	2012-2013

Contents

30-33	Pupil referral units
30	2010-2011 to 2012-2013
31	2010-2011
32	2011-2012
33	2012-2013
34-37	Settings for children under five
34	2010-2011 to 2012-2013
35	2010-2011
36	2011-2012
37	2012-2013
38-41	Local authority education services for children and young people
38	2010-2011 to 2012-2013
39	2010-2011
40	2011-2012
41	2012-2013
42-45	Further education institutions
42	2010-2011 to 2012-2013
43	2010-2011
44	2011-2012
45	2012-2013
46-49	Work-based learning providers
46	2010-2011 to 2012-2013
47	2010-2011
48	2011-2012
49	2012-2013
50-53	Adult community learning providers
50	2010-2011 to 2012-2013
51	2010-2011
52	2011-2012
53	2012-2013
54-57	Performance of schools across all local authorities
54	2010-2011 to 2012-2013
55	2010-2011
56	2011-2012

Contents

57	2012-2013
58-65	Outcomes of Estyn inspections 2012-2013
58-60	Local authority maintained schools
61-62	Non-maintained nursery settings
63	Independent schools
64	Other providers
65	Local authority education services for children and young people
66	Welsh Government Programme for Government indicators
67-111	Appendix 2: Learner/parent questionnaire summaries
67-71	Primary
67	Learner Questionnaire - All pupils
68	Learner Questionnaire - KS2 pupils
69	Learner Questionnaire - Boys
70	Learner Questionnaire - Girls
71	Parent Questionnaire
72-78	Secondary
72	Learner Questionnaire - All pupils
73	Learner Questionnaire - KS3 pupils
74	Learner Questionnaire - KS4 pupils
75	Learner Questionnaire - Post 16 pupils
76	Learner Questionnaire - Males
77	Learner Questionnaire - Females
78	Parent Questionnaire
79-82	Special
79	Learner Questionnaire - Primary
80	Learner Questionnaire - Secondary
81	Parent Questionnaire
82-84	Independent
82	Learner Questionnaire - Primary
83	Learner Questionnaire - Secondary
84	Parent Questionnaire
85	Non-maintained nursery settings
85	Parent Questionnaire

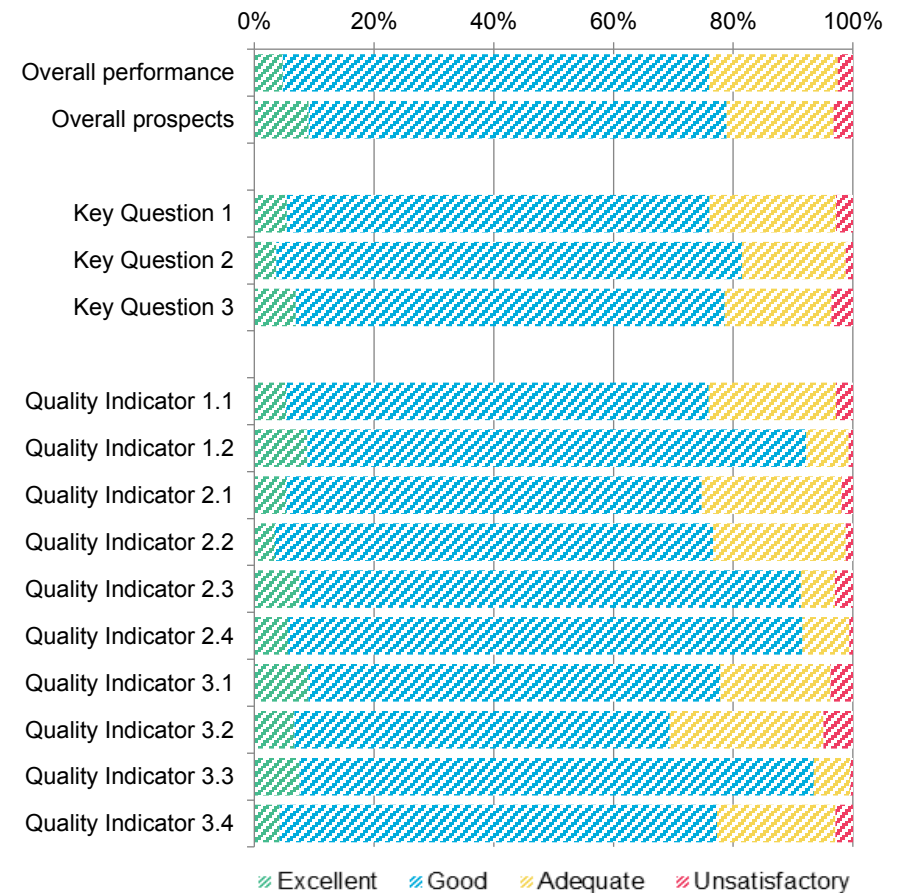
Contents

86-94	Further education
86	Learner Questionnaire - All learners
87	Learner Questionnaire - Males
88	Learner Questionnaire - Females
89	Learner Questionnaire - Full-Time
90	Learner Questionnaire - Part-Time
91	Learner Questionnaire - Under 16
92	Learner Questionnaire - 16-19
93	Learner Questionnaire - 19-25
94	Learner Questionnaire - 25+
95-102	Work-based learning
95	Learner Questionnaire - All learners
96	Learner Questionnaire - Males
97	Learner Questionnaire - Females
98	Learner Questionnaire - Full-time
99	Learner Questionnaire - Part-time
100	Learner Questionnaire - Under 19
101	Learner Questionnaire - 19-25
102	Learner Questionnaire - 25+
103-111	Adult community learning
103	Learner Questionnaire - All learners
104	Learner Questionnaire - Males
105	Learner Questionnaire - Females
106	Learner Questionnaire - Full-Time
107	Learner Questionnaire - Part-Time
108	Learner Questionnaire - Under 19
109	Learner Questionnaire - 19-25
110	Learner Questionnaire - 25-60
111	Learner Questionnaire - 60+

Distribution of inspection outcomes : All providers, 2010-2011 to 2012-2013

Number of inspections: 1,255

	Excellent	Good	Adequate	Unsatisfactory
Overall performance	5%	71%	22%	3%
Overall prospects	9%	70%	18%	3%
Key Question 1	5%	71%	21%	3%
Key Question 2	4%	78%	17%	1%
Key Question 3	7%	72%	18%	4%
Quality Indicator 1.1	5%	71%	21%	3%
Quality Indicator 1.2	9%	83%	7%	1%
Quality Indicator 2.1	5%	69%	23%	2%
Quality Indicator 2.2	3%	73%	22%	1%
Quality Indicator 2.3	8%	84%	6%	3%
Quality Indicator 2.4	6%	86%	8%	1%
Quality Indicator 3.1	9%	69%	18%	4%
Quality Indicator 3.2	7%	63%	26%	5%
Quality Indicator 3.3	8%	86%	6%	0%
Quality Indicator 3.4	4%	73%	20%	3%

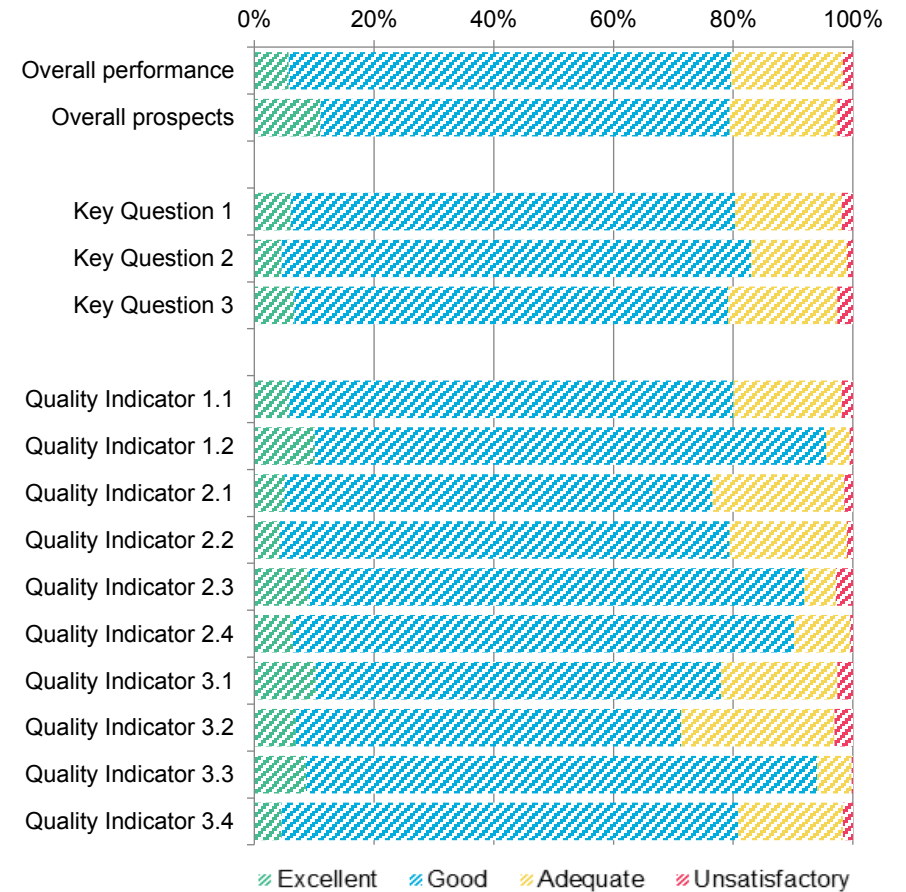


Inspection outcomes for local authority and education services for children and young people have not been included in the 'All providers' summary as the inspection framework is different for this sector. Please refer to the 'About Estyn' section of the Annual Report for more details.

Distribution of inspection outcomes : All providers, 2010-2011

Number of inspections: 418

	Excellent	Good	Adequate	Unsatisfactory
Overall performance	6%	74%	19%	2%
Overall prospects	11%	68%	18%	3%
Key Question 1	6%	74%	18%	2%
Key Question 2	5%	78%	16%	1%
Key Question 3	7%	72%	18%	3%
Quality Indicator 1.1	6%	74%	18%	2%
Quality Indicator 1.2	10%	85%	4%	1%
Quality Indicator 2.1	5%	72%	22%	1%
Quality Indicator 2.2	4%	75%	20%	1%
Quality Indicator 2.3	9%	83%	5%	3%
Quality Indicator 2.4	6%	84%	9%	0%
Quality Indicator 3.1	10%	68%	19%	3%
Quality Indicator 3.2	7%	64%	26%	3%
Quality Indicator 3.3	9%	85%	6%	0%
Quality Indicator 3.4	5%	76%	17%	2%

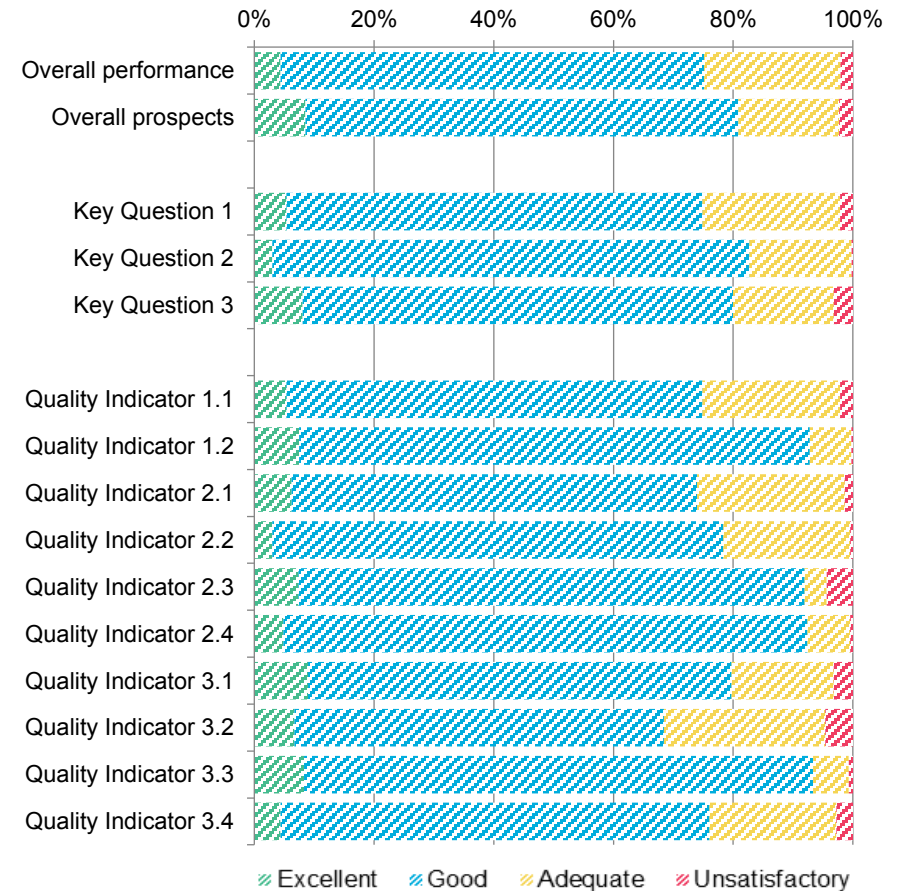


Inspection outcomes for local authority and education services for children and young people have not been included in the 'All providers' summary as the inspection framework is different for this sector. Please refer to the 'About Estyn' section of the Annual Report for more details.

Distribution of inspection outcomes : All providers, 2011-2012

Number of inspections: 434

	Excellent	Good	Adequate	Unsatisfactory
Overall performance	4%	71%	23%	2%
Overall prospects	9%	72%	17%	2%
Key Question 1	5%	70%	23%	2%
Key Question 2	3%	80%	17%	0%
Key Question 3	8%	72%	17%	3%
Quality Indicator 1.1	5%	70%	23%	2%
Quality Indicator 1.2	7%	85%	7%	0%
Quality Indicator 2.1	6%	68%	25%	1%
Quality Indicator 2.2	3%	75%	21%	0%
Quality Indicator 2.3	7%	85%	4%	4%
Quality Indicator 2.4	5%	88%	7%	0%
Quality Indicator 3.1	9%	71%	17%	3%
Quality Indicator 3.2	7%	62%	27%	5%
Quality Indicator 3.3	8%	85%	6%	1%
Quality Indicator 3.4	4%	72%	21%	3%

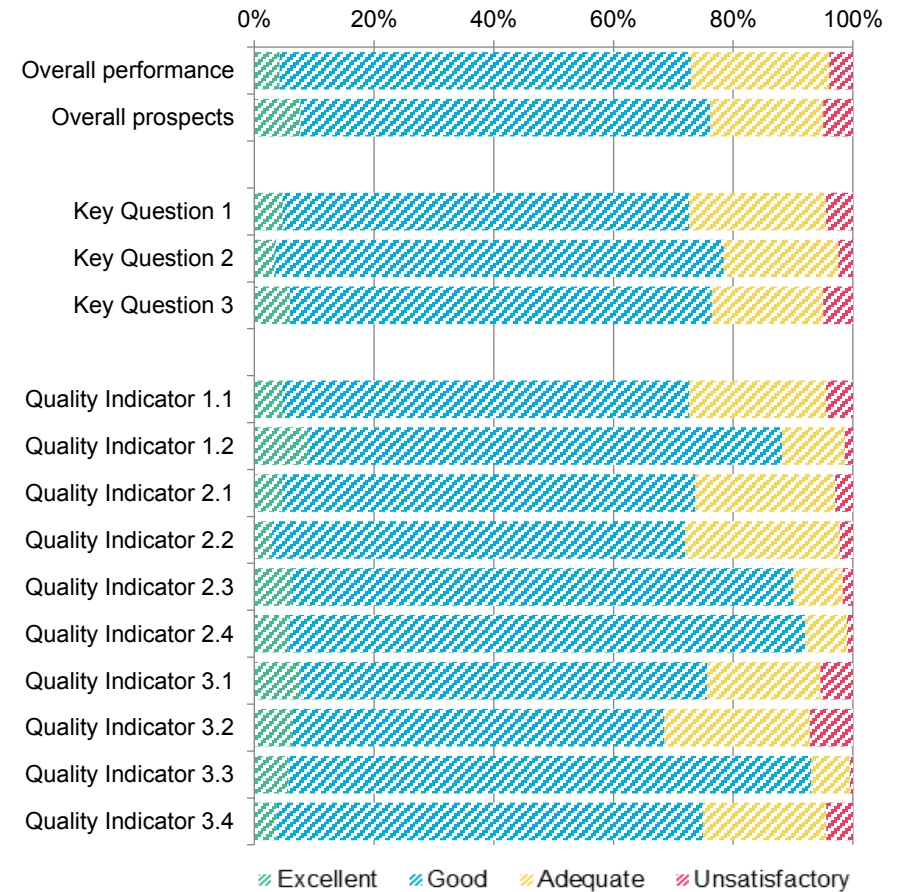


Inspection outcomes for local authority and education services for children and young people have not been included in the 'All providers' summary as the inspection framework is different for this sector. Please refer to the 'About Estyn' section of the Annual Report for more details.

Distribution of inspection outcomes : All providers, 2012-2013

Number of inspections: 403

	Excellent	Good	Adequate	Unsatisfactory
Overall performance	4%	69%	23%	4%
Overall prospects	8%	68%	19%	5%
Key Question 1	5%	68%	23%	5%
Key Question 2	3%	75%	19%	2%
Key Question 3	6%	70%	19%	5%
Quality Indicator 1.1	5%	68%	23%	5%
Quality Indicator 1.2	9%	79%	10%	1%
Quality Indicator 2.1	5%	69%	23%	3%
Quality Indicator 2.2	3%	69%	26%	2%
Quality Indicator 2.3	6%	84%	8%	2%
Quality Indicator 2.4	6%	86%	7%	1%
Quality Indicator 3.1	8%	68%	19%	5%
Quality Indicator 3.2	6%	62%	24%	7%
Quality Indicator 3.3	6%	87%	6%	0%
Quality Indicator 3.4	4%	71%	21%	4%

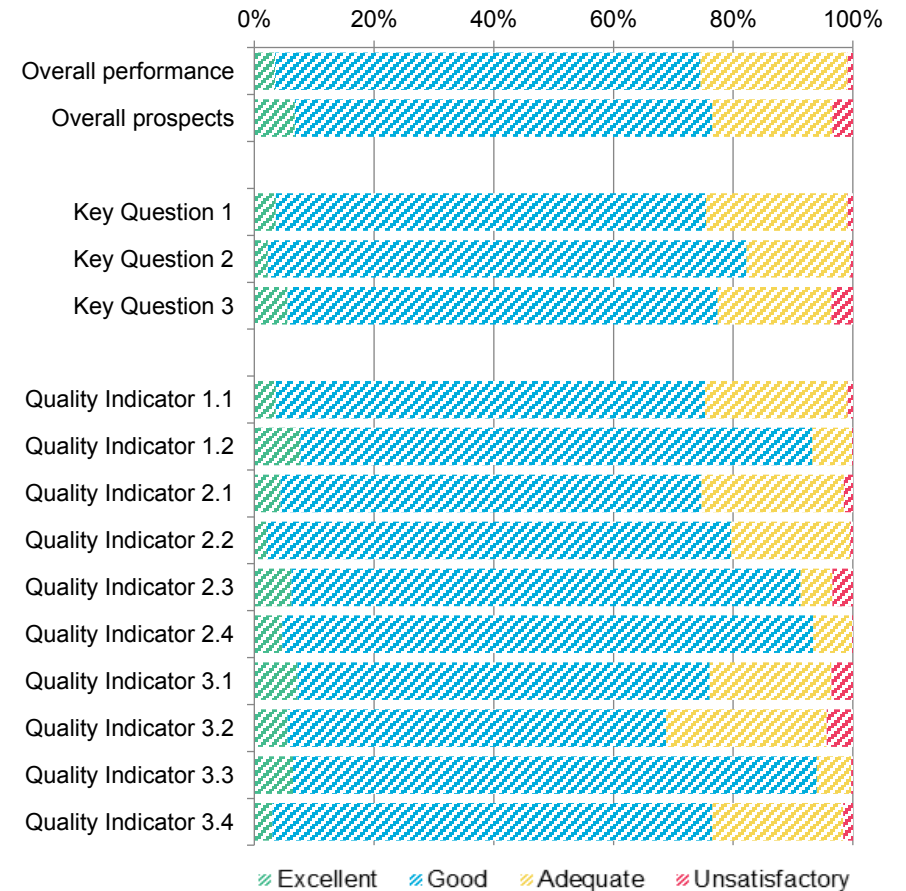


Inspection outcomes for local authority and education services for children and young people have not been included in the 'All providers' summary as the inspection framework is different for this sector. Please refer to the 'About Estyn' section of the Annual Report for more details.

Distribution of inspection outcomes : Primary schools, 2010-2011 to 2012-2013

Number of inspections: 664

	Excellent	Good	Adequate	Unsatisfactory
Overall performance	3%	71%	25%	1%
Overall prospects	7%	70%	20%	3%
Key Question 1	4%	72%	24%	1%
Key Question 2	2%	80%	17%	0%
Key Question 3	6%	72%	19%	4%
Quality Indicator 1.1	4%	72%	24%	1%
Quality Indicator 1.2	8%	86%	7%	0%
Quality Indicator 2.1	4%	70%	24%	2%
Quality Indicator 2.2	2%	78%	20%	0%
Quality Indicator 2.3	6%	85%	5%	3%
Quality Indicator 2.4	5%	89%	6%	0%
Quality Indicator 3.1	7%	69%	20%	4%
Quality Indicator 3.2	6%	63%	27%	4%
Quality Indicator 3.3	6%	88%	6%	0%
Quality Indicator 3.4	3%	73%	22%	2%

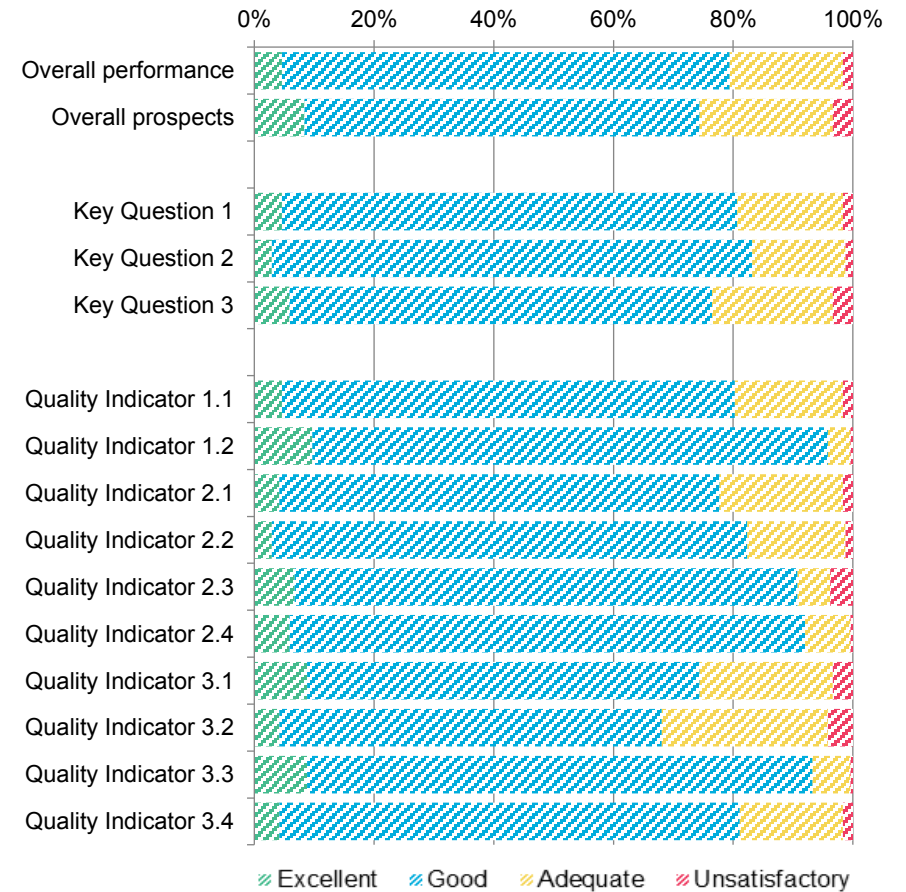


Inspection outcomes for local authority and education services for children and young people have not been included in the 'All providers' summary as the inspection framework is different for this sector. Please refer to the 'About Estyn' section of the Annual Report for more details.

Distribution of inspection outcomes : Primary schools, 2010-2011

Number of inspections: 238

	Excellent	Good	Adequate	Unsatisfactory
Overall performance	5%	75%	19%	2%
Overall prospects	8%	66%	22%	3%
Key Question 1	5%	76%	18%	2%
Key Question 2	3%	80%	16%	1%
Key Question 3	6%	71%	20%	3%
Quality Indicator 1.1	5%	76%	18%	2%
Quality Indicator 1.2	10%	86%	4%	0%
Quality Indicator 2.1	4%	74%	21%	2%
Quality Indicator 2.2	3%	79%	16%	1%
Quality Indicator 2.3	7%	84%	5%	4%
Quality Indicator 2.4	6%	86%	8%	0%
Quality Indicator 3.1	9%	66%	22%	3%
Quality Indicator 3.2	4%	64%	28%	4%
Quality Indicator 3.3	9%	84%	6%	0%
Quality Indicator 3.4	4%	77%	17%	2%

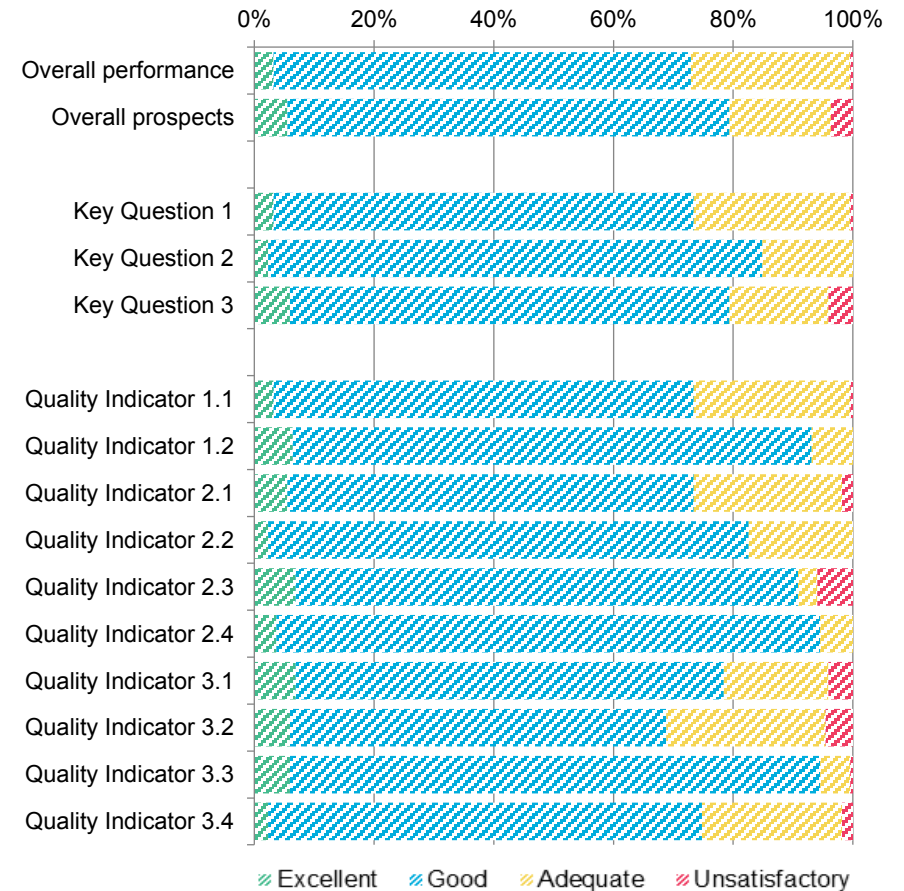


Inspection outcomes for local authority and education services for children and young people have not been included in the 'All providers' summary as the inspection framework is different for this sector. Please refer to the 'About Estyn' section of the Annual Report for more details.

Distribution of inspection outcomes : Primary schools, 2011-2012

Number of inspections: 218

	Excellent	Good	Adequate	Unsatisfactory
Overall performance	3%	70%	27%	0%
Overall prospects	6%	74%	17%	4%
Key Question 1	3%	70%	26%	0%
Key Question 2	2%	83%	15%	0%
Key Question 3	6%	73%	17%	4%
Quality Indicator 1.1	3%	70%	26%	0%
Quality Indicator 1.2	6%	87%	7%	0%
Quality Indicator 2.1	6%	68%	25%	2%
Quality Indicator 2.2	2%	80%	17%	0%
Quality Indicator 2.3	7%	84%	3%	6%
Quality Indicator 2.4	4%	91%	6%	0%
Quality Indicator 3.1	7%	72%	17%	4%
Quality Indicator 3.2	6%	63%	27%	5%
Quality Indicator 3.3	6%	89%	5%	0%
Quality Indicator 3.4	2%	72%	23%	2%

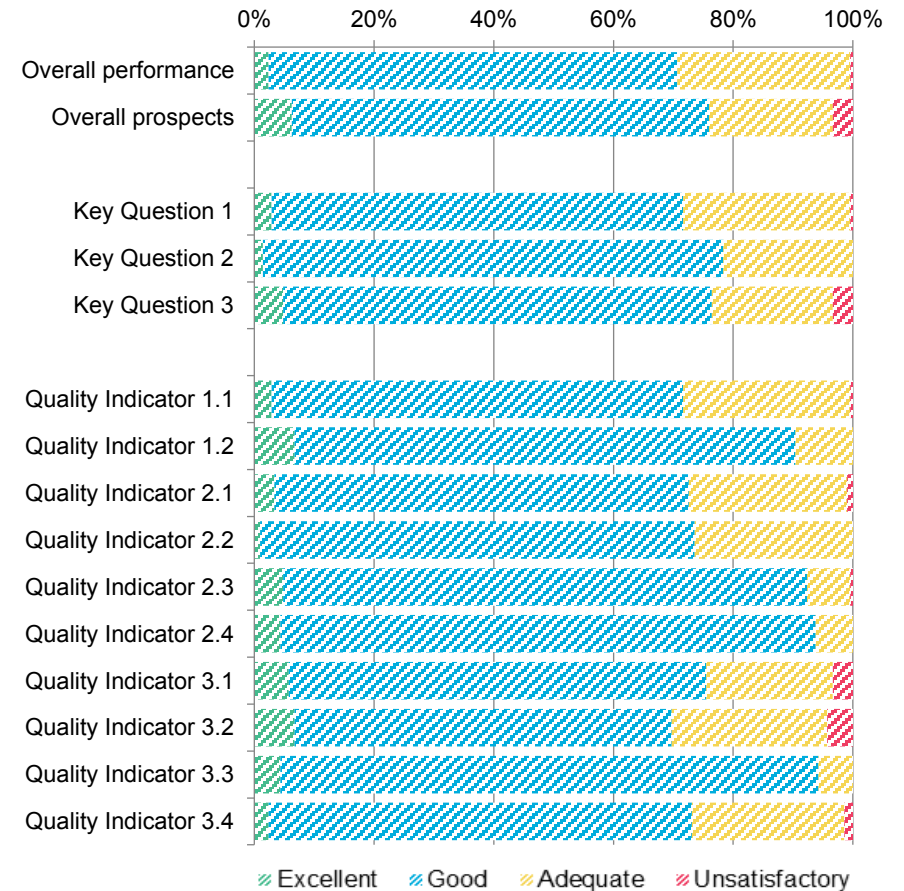


Inspection outcomes for local authority and education services for children and young people have not been included in the 'All providers' summary as the inspection framework is different for this sector. Please refer to the 'About Estyn' section of the Annual Report for more details.

Distribution of inspection outcomes : Primary schools, 2012-2013

Number of inspections: 208

	Excellent	Good	Adequate	Unsatisfactory
Overall performance	2%	68%	29%	0%
Overall prospects	6%	70%	21%	3%
Key Question 1	3%	69%	28%	0%
Key Question 2	1%	77%	22%	0%
Key Question 3	5%	72%	20%	3%
Quality Indicator 1.1	3%	69%	28%	0%
Quality Indicator 1.2	7%	84%	10%	0%
Quality Indicator 2.1	3%	69%	26%	1%
Quality Indicator 2.2	1%	73%	26%	0%
Quality Indicator 2.3	5%	88%	7%	0%
Quality Indicator 2.4	4%	89%	6%	0%
Quality Indicator 3.1	6%	70%	21%	3%
Quality Indicator 3.2	7%	63%	26%	4%
Quality Indicator 3.3	4%	90%	6%	0%
Quality Indicator 3.4	2%	71%	25%	1%

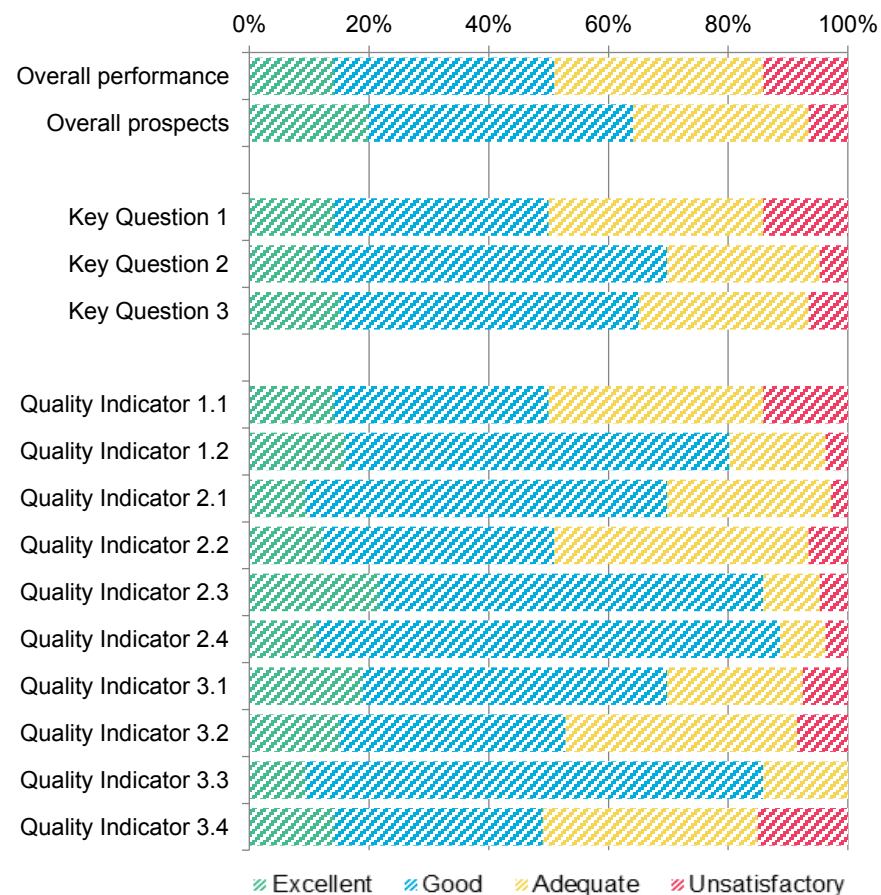


Inspection outcomes for local authority and education services for children and young people have not been included in the 'All providers' summary as the inspection framework is different for this sector. Please refer to the 'About Estyn' section of the Annual Report for more details.

Distribution of inspection outcomes : Secondary schools , 2010-2011 to 2012-2013

Number of inspections: 106

	Excellent	Good	Adequate	Unsatisfactory
Overall performance	14%	37%	35%	14%
Overall prospects	20%	44%	29%	7%
Key Question 1	14%	36%	36%	14%
Key Question 2	11%	58%	25%	5%
Key Question 3	15%	50%	28%	7%
Quality Indicator 1.1	14%	36%	36%	14%
Quality Indicator 1.2	16%	64%	16%	4%
Quality Indicator 2.1	9%	60%	27%	3%
Quality Indicator 2.2	12%	39%	42%	7%
Quality Indicator 2.3	22%	64%	9%	5%
Quality Indicator 2.4	11%	77%	8%	4%
Quality Indicator 3.1	19%	51%	23%	8%
Quality Indicator 3.2	15%	38%	39%	8%
Quality Indicator 3.3	9%	76%	14%	0%
Quality Indicator 3.4	14%	35%	36%	15%

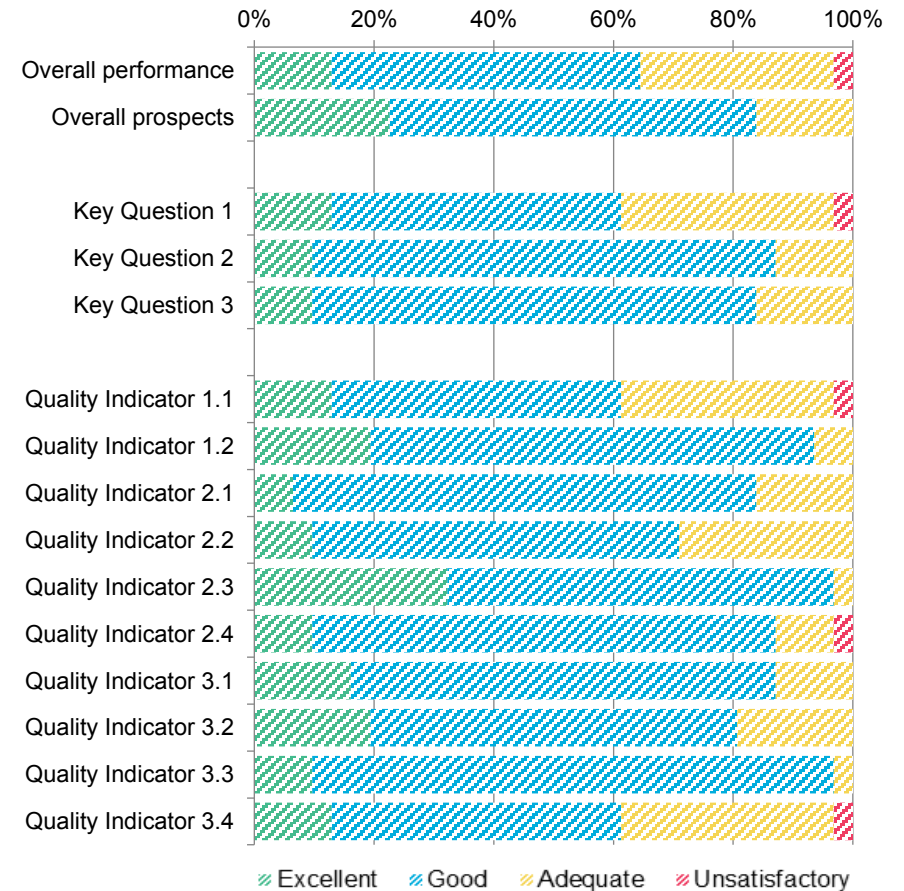


Inspection outcomes for local authority and education services for children and young people have not been included in the 'All providers' summary as the inspection framework is different for this sector. Please refer to the 'About Estyn' section of the Annual Report for more details.

Distribution of inspection outcomes : Secondary schools , 2010-2011

Number of inspections: 31

	Excellent	Good	Adequate	Unsatisfactory
Overall performance	13%	52%	32%	3%
Overall prospects	23%	61%	16%	0%
Key Question 1	13%	48%	35%	3%
Key Question 2	10%	77%	13%	0%
Key Question 3	10%	74%	16%	0%
Quality Indicator 1.1	13%	48%	35%	3%
Quality Indicator 1.2	19%	74%	6%	0%
Quality Indicator 2.1	6%	77%	16%	0%
Quality Indicator 2.2	10%	61%	29%	0%
Quality Indicator 2.3	32%	65%	3%	0%
Quality Indicator 2.4	10%	77%	10%	3%
Quality Indicator 3.1	16%	71%	13%	0%
Quality Indicator 3.2	19%	61%	19%	0%
Quality Indicator 3.3	10%	87%	3%	0%
Quality Indicator 3.4	13%	48%	35%	3%

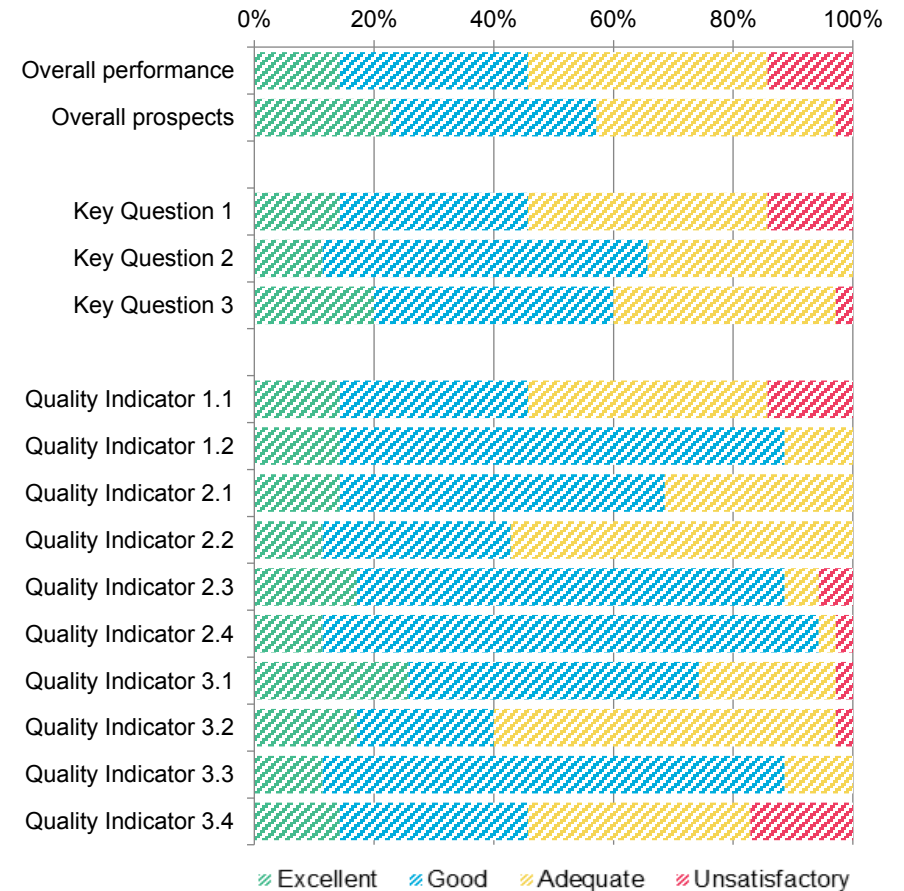


Inspection outcomes for local authority and education services for children and young people have not been included in the 'All providers' summary as the inspection framework is different for this sector. Please refer to the 'About Estyn' section of the Annual Report for more details.

Distribution of inspection outcomes : Secondary schools , 2011-2012

Number of inspections: 35

	Excellent	Good	Adequate	Unsatisfactory
Overall performance	14%	31%	40%	14%
Overall prospects	23%	34%	40%	3%
Key Question 1	14%	31%	40%	14%
Key Question 2	11%	54%	34%	0%
Key Question 3	20%	40%	37%	3%
Quality Indicator 1.1	14%	31%	40%	14%
Quality Indicator 1.2	14%	74%	11%	0%
Quality Indicator 2.1	14%	54%	31%	0%
Quality Indicator 2.2	11%	31%	57%	0%
Quality Indicator 2.3	17%	71%	6%	6%
Quality Indicator 2.4	11%	83%	3%	3%
Quality Indicator 3.1	26%	49%	23%	3%
Quality Indicator 3.2	17%	23%	57%	3%
Quality Indicator 3.3	11%	77%	11%	0%
Quality Indicator 3.4	14%	31%	37%	17%

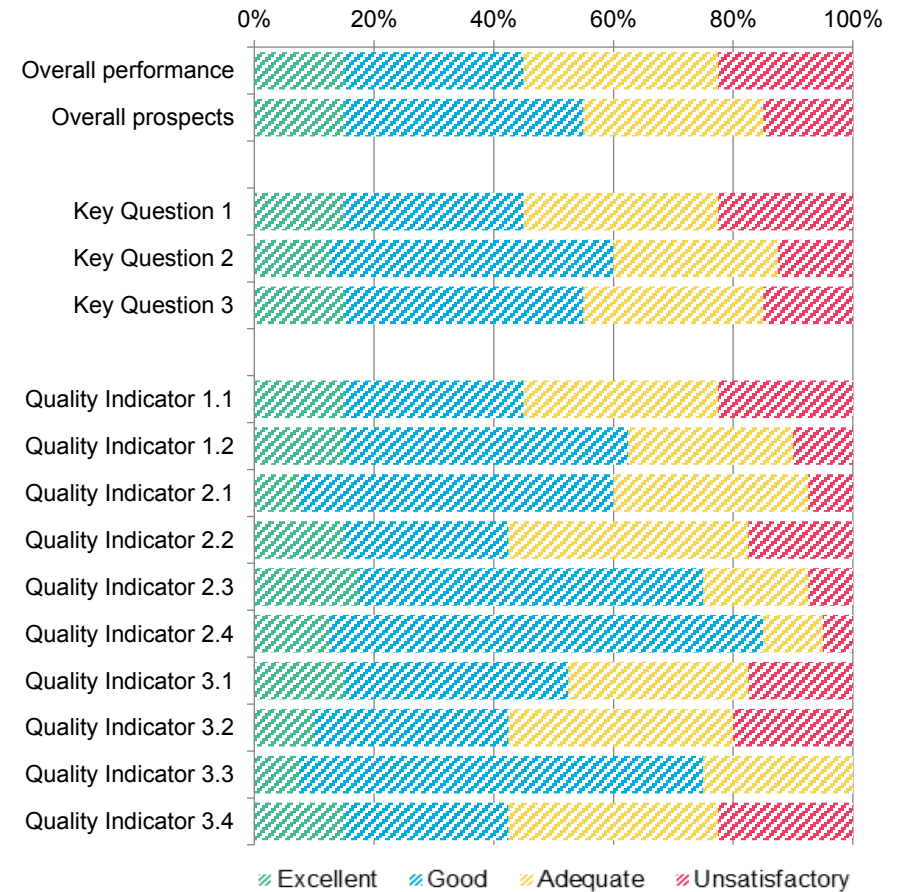


Inspection outcomes for local authority and education services for children and young people have not been included in the 'All providers' summary as the inspection framework is different for this sector. Please refer to the 'About Estyn' section of the Annual Report for more details.

Distribution of inspection outcomes : Secondary schools , 2012-2013

Number of inspections: 40

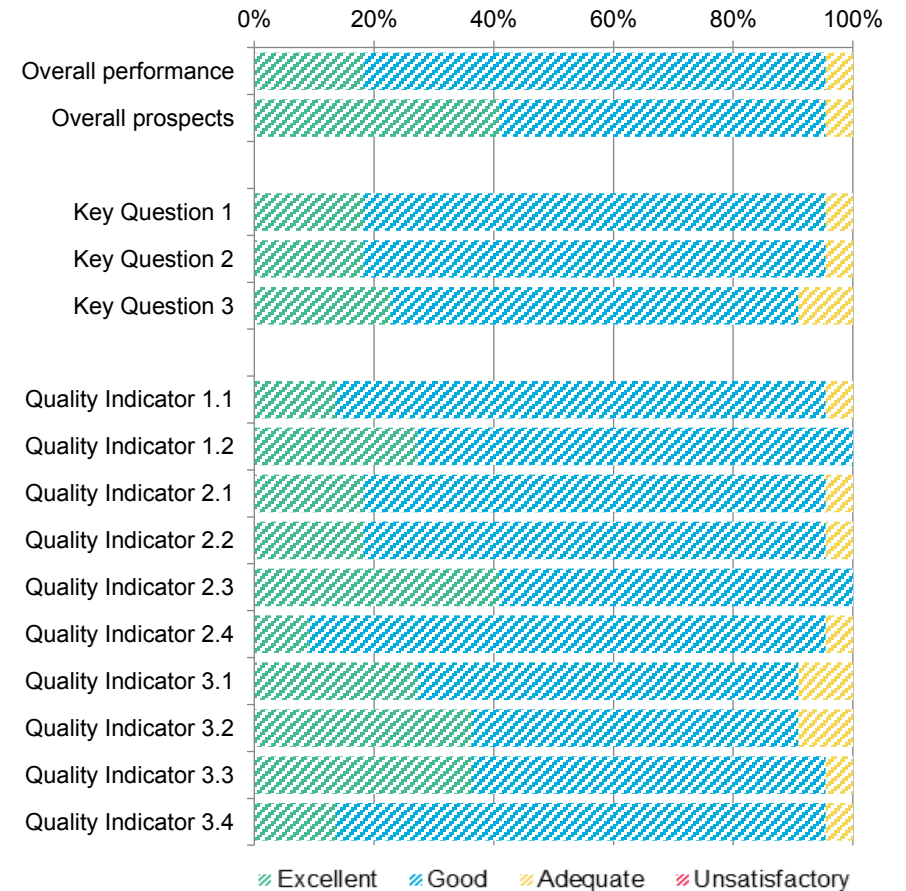
	Excellent	Good	Adequate	Unsatisfactory
Overall performance	15%	30%	33%	23%
Overall prospects	15%	40%	30%	15%
Key Question 1	15%	30%	33%	23%
Key Question 2	13%	48%	28%	13%
Key Question 3	15%	40%	30%	15%
Quality Indicator 1.1	15%	30%	33%	23%
Quality Indicator 1.2	15%	48%	28%	10%
Quality Indicator 2.1	8%	53%	33%	8%
Quality Indicator 2.2	15%	28%	40%	18%
Quality Indicator 2.3	18%	58%	18%	8%
Quality Indicator 2.4	13%	73%	10%	5%
Quality Indicator 3.1	15%	38%	30%	18%
Quality Indicator 3.2	10%	33%	38%	20%
Quality Indicator 3.3	8%	68%	25%	0%
Quality Indicator 3.4	15%	28%	35%	23%



Inspection outcomes for local authority and education services for children and young people have not been included in the 'All providers' summary as the inspection framework is different for this sector. Please refer to the 'About Estyn' section of the Annual Report for more details.

Distribution of inspection outcomes : Maintained special schools, 2010-2011 to 2012-2013

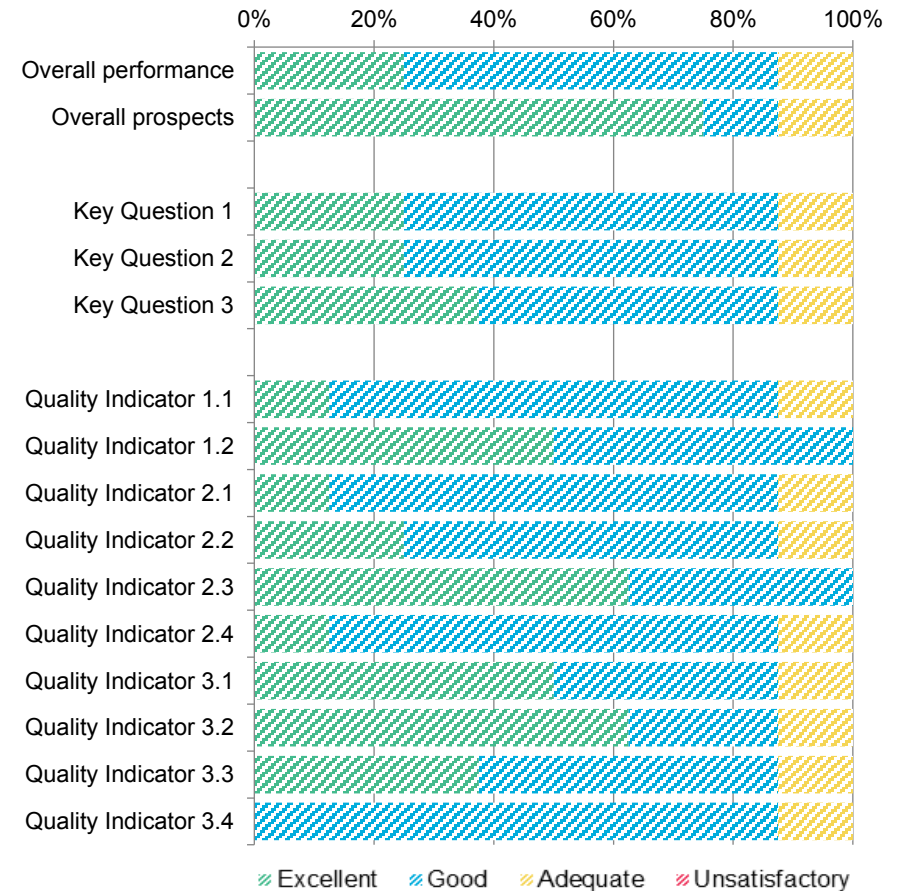
	Excellent	Good	Adequate	Unsatisfactory
Number of inspections:	22			
Overall performance	4	17	1	0
Overall prospects	9	12	1	0
Key Question 1	4	17	1	0
Key Question 2	4	17	1	0
Key Question 3	5	15	2	0
Quality Indicator 1.1	3	18	1	0
Quality Indicator 1.2	6	16	0	0
Quality Indicator 2.1	4	17	1	0
Quality Indicator 2.2	4	17	1	0
Quality Indicator 2.3	9	13	0	0
Quality Indicator 2.4	2	19	1	0
Quality Indicator 3.1	6	14	2	0
Quality Indicator 3.2	8	12	2	0
Quality Indicator 3.3	8	13	1	0
Quality Indicator 3.4	3	18	1	0



Inspection outcomes for local authority and education services for children and young people have not been included in the 'All providers' summary as the inspection framework is different for this sector. Please refer to the 'About Estyn' section of the Annual Report for more details.

Distribution of inspection outcomes : Maintained special schools, 2010-2011

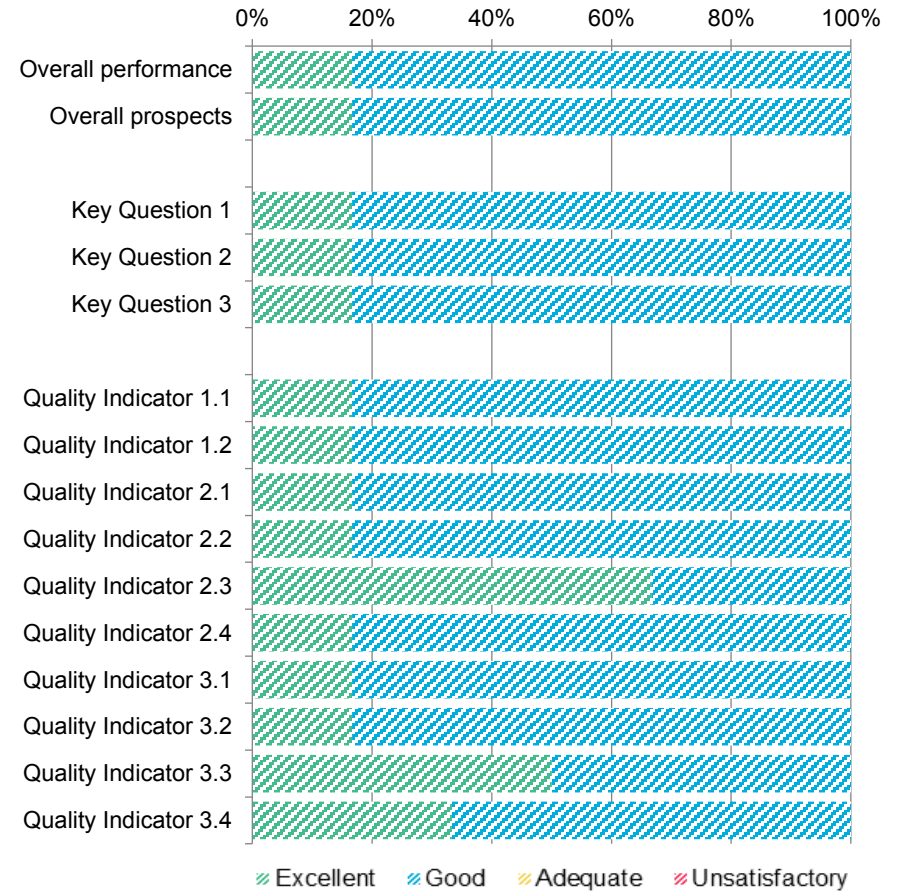
Number of inspections:		8			
	Excellent	Good	Adequate	Unsatisfactory	
Overall performance	2	5	1	0	
Overall prospects	6	1	1	0	
Key Question 1	2	5	1	0	
Key Question 2	2	5	1	0	
Key Question 3	3	4	1	0	
Quality Indicator 1.1	1	6	1	0	
Quality Indicator 1.2	4	4	0	0	
Quality Indicator 2.1	1	6	1	0	
Quality Indicator 2.2	2	5	1	0	
Quality Indicator 2.3	5	3	0	0	
Quality Indicator 2.4	1	6	1	0	
Quality Indicator 3.1	4	3	1	0	
Quality Indicator 3.2	5	2	1	0	
Quality Indicator 3.3	3	4	1	0	
Quality Indicator 3.4	0	7	1	0	



Inspection outcomes for local authority and education services for children and young people have not been included in the 'All providers' summary as the inspection framework is different for this sector. Please refer to the 'About Estyn' section of the Annual Report for more details.

Distribution of inspection outcomes : Maintained special schools, 2011-2012

Number of inspections:		6			
	Excellent	Good	Adequate	Unsatisfactory	
Overall performance	1	5	0	0	
Overall prospects	1	5	0	0	
Key Question 1	1	5	0	0	
Key Question 2	1	5	0	0	
Key Question 3	1	5	0	0	
Quality Indicator 1.1	1	5	0	0	
Quality Indicator 1.2	1	5	0	0	
Quality Indicator 2.1	1	5	0	0	
Quality Indicator 2.2	1	5	0	0	
Quality Indicator 2.3	4	2	0	0	
Quality Indicator 2.4	1	5	0	0	
Quality Indicator 3.1	1	5	0	0	
Quality Indicator 3.2	1	5	0	0	
Quality Indicator 3.3	3	3	0	0	
Quality Indicator 3.4	2	4	0	0	

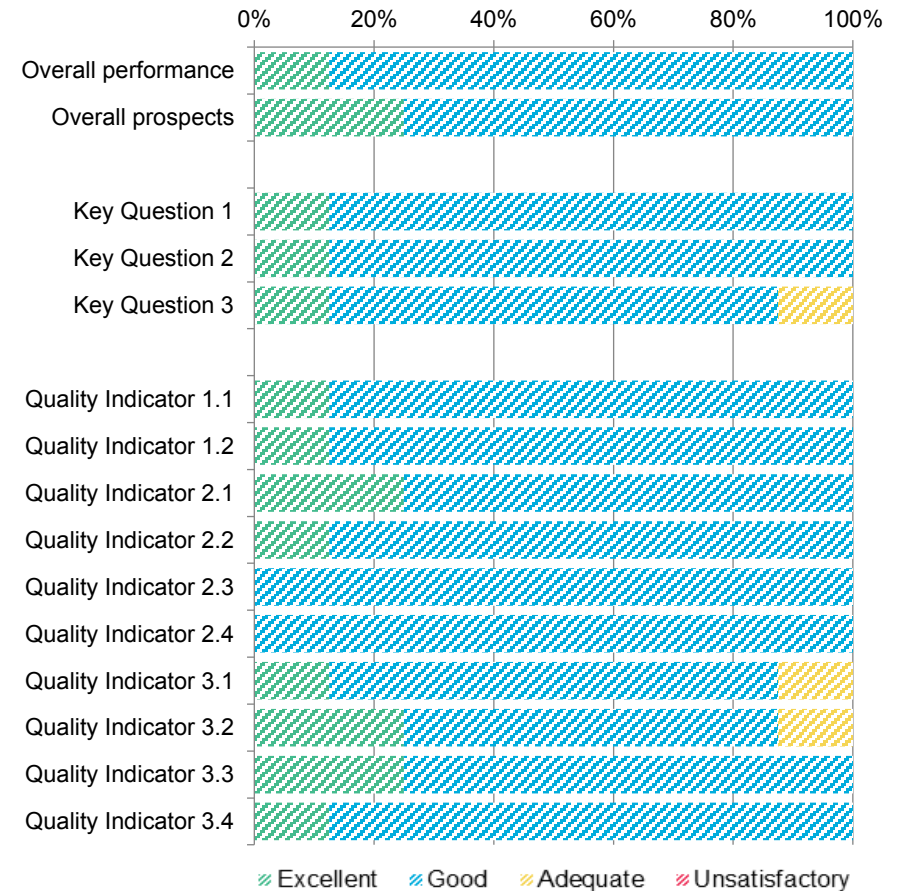


Inspection outcomes for local authority and education services for children and young people have not been included in the 'All providers' summary as the inspection framework is different for this sector. Please refer to the 'About Estyn' section of the Annual Report for more details.

Distribution of inspection outcomes : Maintained special schools, 2012-2013

Number of inspections: 8

	Excellent	Good	Adequate	Unsatisfactory
Overall performance	1	7	0	0
Overall prospects	2	6	0	0
Key Question 1	1	7	0	0
Key Question 2	1	7	0	0
Key Question 3	1	6	1	0
Quality Indicator 1.1	1	7	0	0
Quality Indicator 1.2	1	7	0	0
Quality Indicator 2.1	2	6	0	0
Quality Indicator 2.2	1	7	0	0
Quality Indicator 2.3	0	8	0	0
Quality Indicator 2.4	0	8	0	0
Quality Indicator 3.1	1	6	1	0
Quality Indicator 3.2	2	5	1	0
Quality Indicator 3.3	2	6	0	0
Quality Indicator 3.4	1	7	0	0

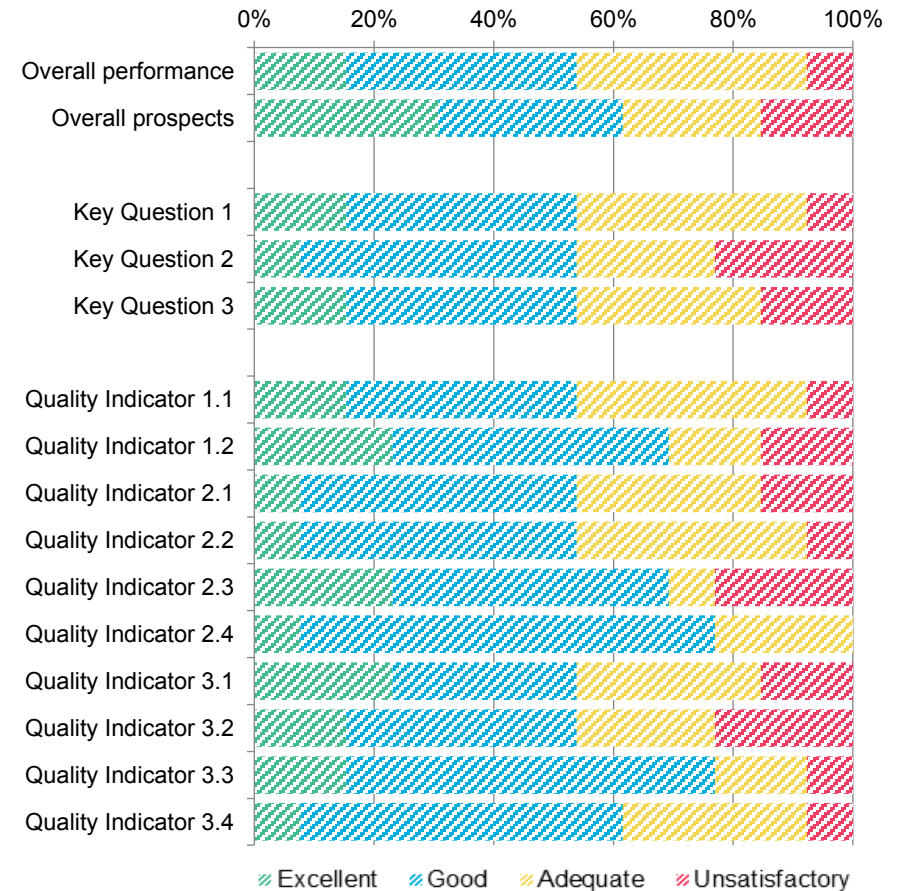


Inspection outcomes for local authority and education services for children and young people have not been included in the 'All providers' summary as the inspection framework is different for this sector. Please refer to the 'About Estyn' section of the Annual Report for more details.

Distribution of inspection outcomes : Independent special schools, 2010-2011 to 2012-2013

Number of inspections: 13

	Excellent	Good	Adequate	Unsatisfactory
Overall performance	2	5	5	1
Overall prospects	4	4	3	2
Key Question 1	2	5	5	1
Key Question 2	1	6	3	3
Key Question 3	2	5	4	2
Quality Indicator 1.1	2	5	5	1
Quality Indicator 1.2	3	6	2	2
Quality Indicator 2.1	1	6	4	2
Quality Indicator 2.2	1	6	5	1
Quality Indicator 2.3	3	6	1	3
Quality Indicator 2.4	1	9	3	0
Quality Indicator 3.1	3	4	4	2
Quality Indicator 3.2	2	5	3	3
Quality Indicator 3.3	2	8	2	1
Quality Indicator 3.4	1	7	4	1

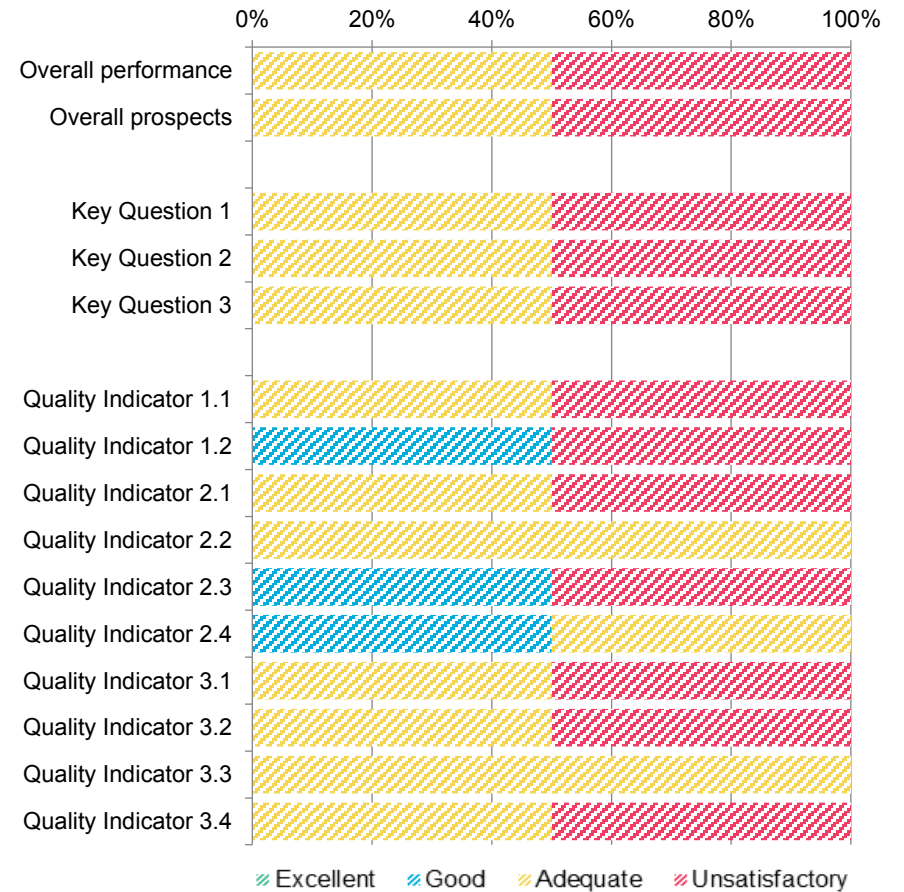


Inspection outcomes for local authority and education services for children and young people have not been included in the 'All providers' summary as the inspection framework is different for this sector. Please refer to the 'About Estyn' section of the Annual Report for more details.

Distribution of inspection outcomes : Independent special schools, 2010-2011

Number of inspections: 2

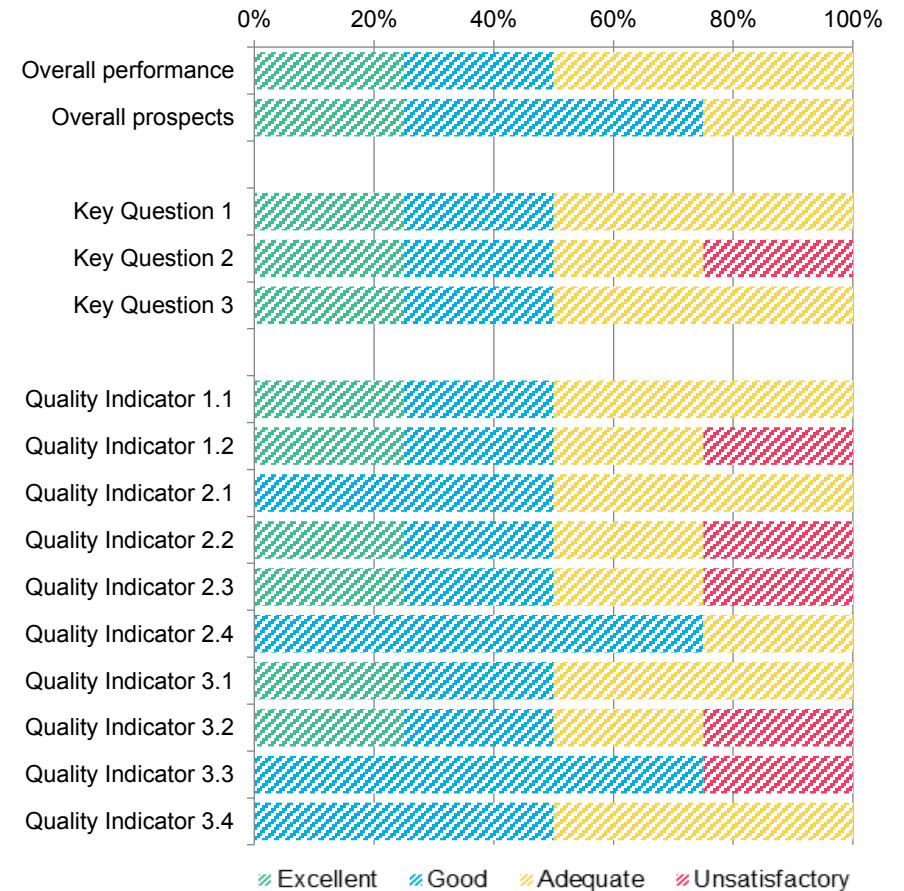
	Excellent	Good	Adequate	Unsatisfactory
Overall performance	0	0	1	1
Overall prospects	0	0	1	1
Key Question 1	0	0	1	1
Key Question 2	0	0	1	1
Key Question 3	0	0	1	1
Quality Indicator 1.1	0	0	1	1
Quality Indicator 1.2	0	1	0	1
Quality Indicator 2.1	0	0	1	1
Quality Indicator 2.2	0	0	2	0
Quality Indicator 2.3	0	1	0	1
Quality Indicator 2.4	0	1	1	0
Quality Indicator 3.1	0	0	1	1
Quality Indicator 3.2	0	0	1	1
Quality Indicator 3.3	0	0	2	0
Quality Indicator 3.4	0	0	1	1



Inspection outcomes for local authority and education services for children and young people have not been included in the 'All providers' summary as the inspection framework is different for this sector. Please refer to the 'About Estyn' section of the Annual Report for more details.

Distribution of inspection outcomes : Independent special schools, 2011-2012

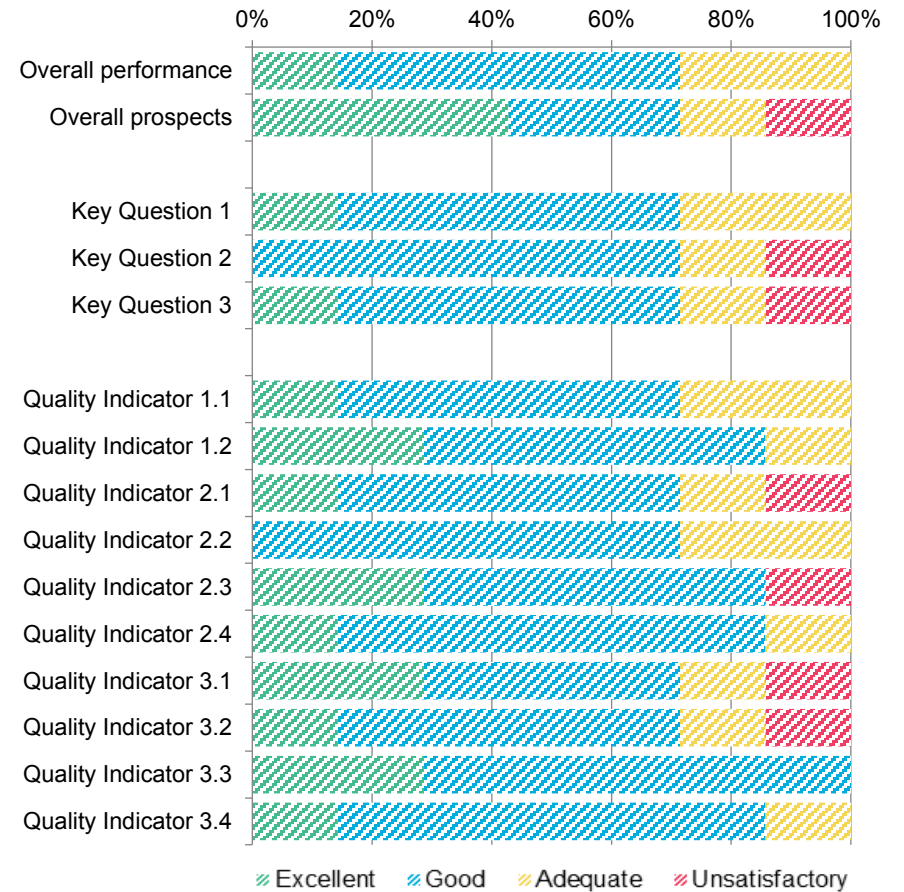
Number of inspections:		4			
	Excellent	Good	Adequate	Unsatisfactory	
Overall performance	1	1	2	0	
Overall prospects	1	2	1	0	
Key Question 1	1	1	2	0	
Key Question 2	1	1	1	1	
Key Question 3	1	1	2	0	
Quality Indicator 1.1	1	1	2	0	
Quality Indicator 1.2	1	1	1	1	
Quality Indicator 2.1	0	2	2	0	
Quality Indicator 2.2	1	1	1	1	
Quality Indicator 2.3	1	1	1	1	
Quality Indicator 2.4	0	3	1	0	
Quality Indicator 3.1	1	1	2	0	
Quality Indicator 3.2	1	1	1	1	
Quality Indicator 3.3	0	3	0	1	
Quality Indicator 3.4	0	2	2	0	



Inspection outcomes for local authority and education services for children and young people have not been included in the 'All providers' summary as the inspection framework is different for this sector. Please refer to the 'About Estyn' section of the Annual Report for more details.

Distribution of inspection outcomes : Independent special schools, 2012-2013

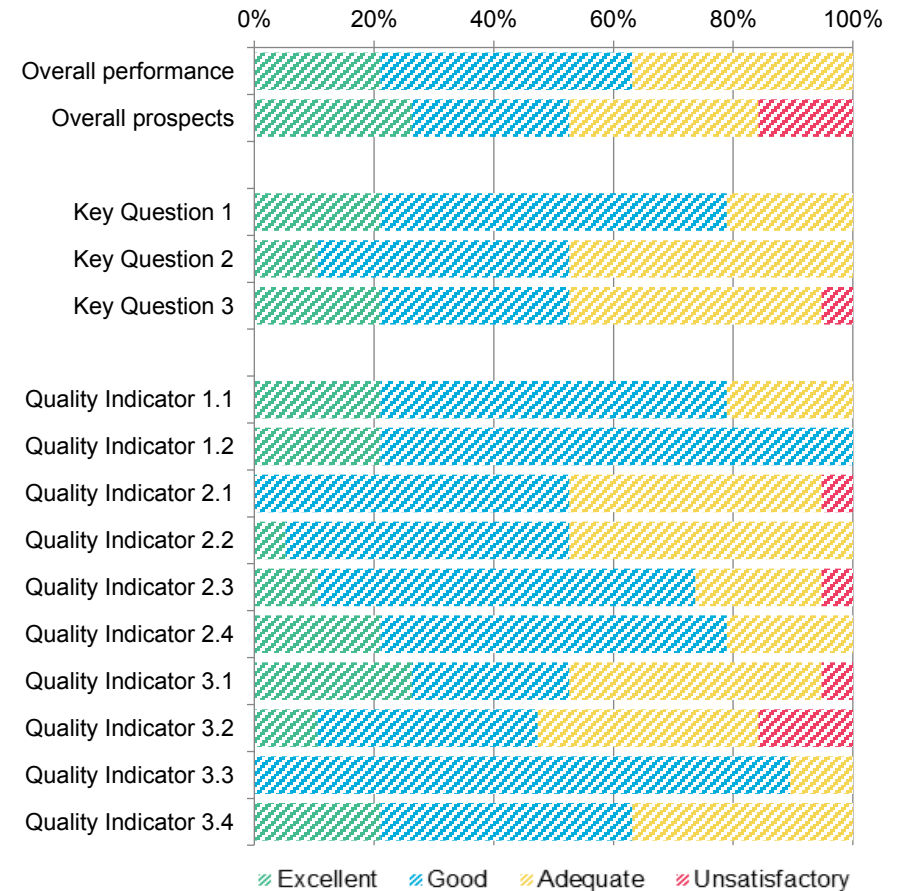
Number of inspections:		7			
	Excellent	Good	Adequate	Unsatisfactory	
Overall performance	1	4	2	0	
Overall prospects	3	2	1	1	
Key Question 1	1	4	2	0	
Key Question 2	0	5	1	1	
Key Question 3	1	4	1	1	
Quality Indicator 1.1	1	4	2	0	
Quality Indicator 1.2	2	4	1	0	
Quality Indicator 2.1	1	4	1	1	
Quality Indicator 2.2	0	5	2	0	
Quality Indicator 2.3	2	4	0	1	
Quality Indicator 2.4	1	5	1	0	
Quality Indicator 3.1	2	3	1	1	
Quality Indicator 3.2	1	4	1	1	
Quality Indicator 3.3	2	5	0	0	
Quality Indicator 3.4	1	5	1	0	



Inspection outcomes for local authority and education services for children and young people have not been included in the 'All providers' summary as the inspection framework is different for this sector. Please refer to the 'About Estyn' section of the Annual Report for more details.

Distribution of inspection outcomes : Independent schools, 2010-2011 to 2012-2013

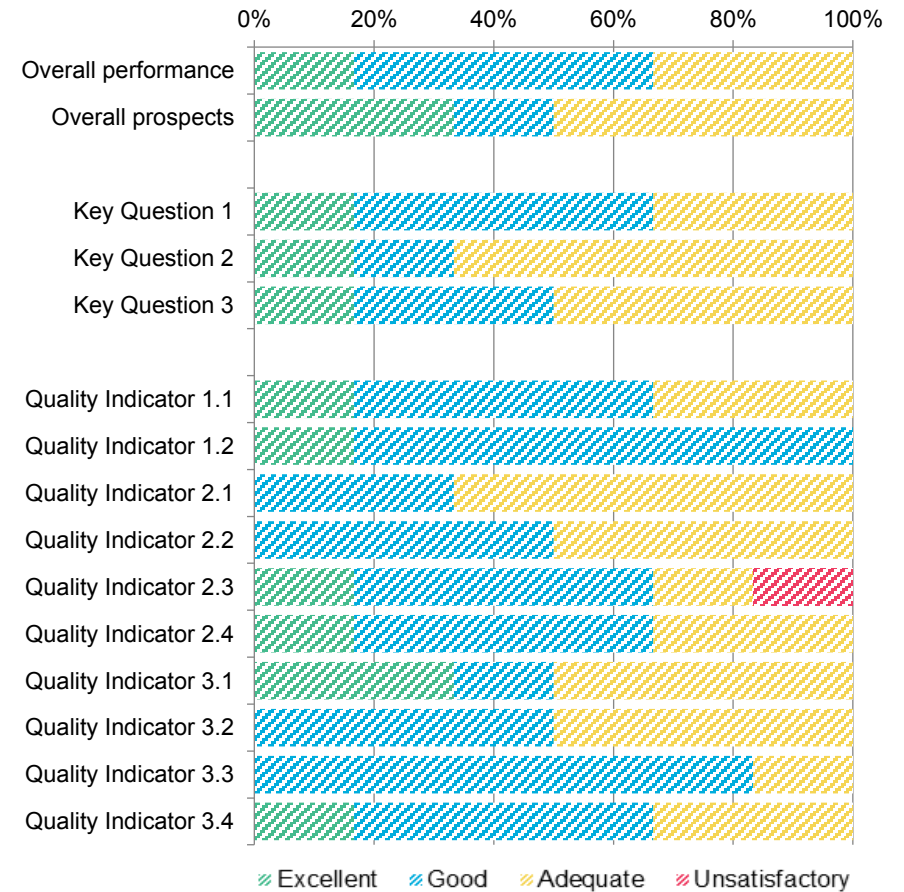
	Number of inspections: 19			
	Excellent	Good	Adequate	Unsatisfactory
Overall performance	4	8	7	0
Overall prospects	5	5	6	3
Key Question 1	4	11	4	0
Key Question 2	2	8	9	0
Key Question 3	4	6	8	1
Quality Indicator 1.1	4	11	4	0
Quality Indicator 1.2	4	15	0	0
Quality Indicator 2.1	0	10	8	1
Quality Indicator 2.2	1	9	9	0
Quality Indicator 2.3	2	12	4	1
Quality Indicator 2.4	4	11	4	0
Quality Indicator 3.1	5	5	8	1
Quality Indicator 3.2	2	7	7	3
Quality Indicator 3.3	0	17	2	0
Quality Indicator 3.4	4	8	7	0



Inspection outcomes for local authority and education services for children and young people have not been included in the 'All providers' summary as the inspection framework is different for this sector. Please refer to the 'About Estyn' section of the Annual Report for more details.

Distribution of inspection outcomes : Independent schools, 2010-2011

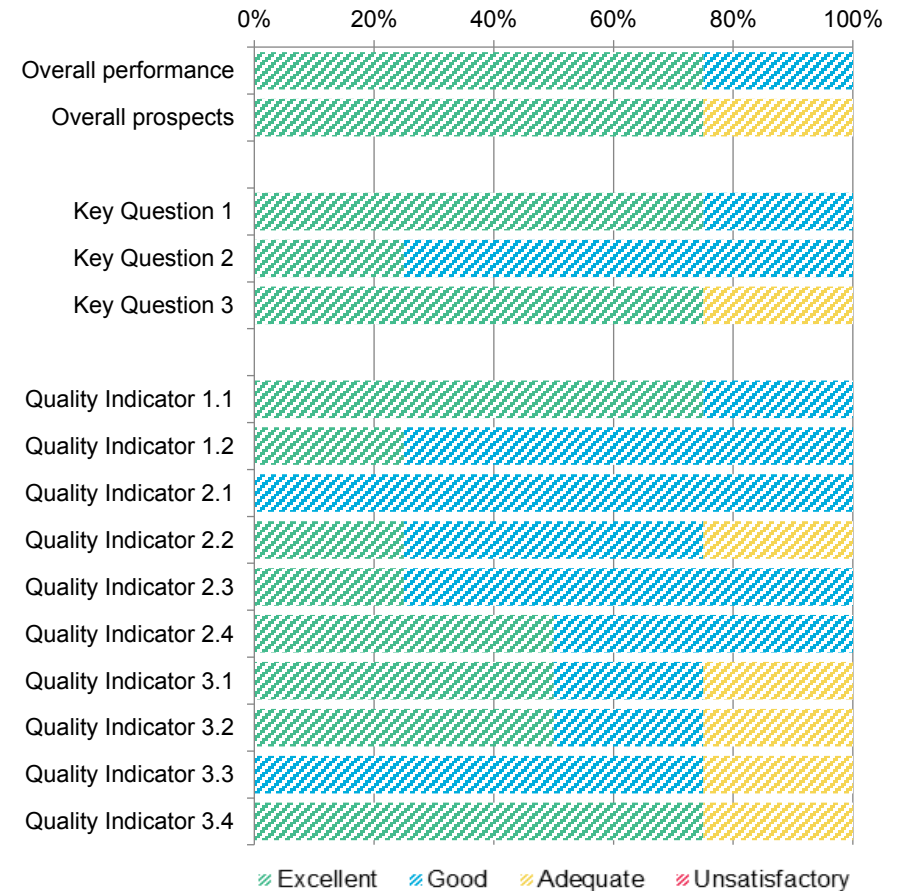
Number of inspections:		6			
	Excellent	Good	Adequate	Unsatisfactory	
Overall performance	1	3	2	0	
Overall prospects	2	1	3	0	
Key Question 1	1	3	2	0	
Key Question 2	1	1	4	0	
Key Question 3	1	2	3	0	
Quality Indicator 1.1	1	3	2	0	
Quality Indicator 1.2	1	5	0	0	
Quality Indicator 2.1	0	2	4	0	
Quality Indicator 2.2	0	3	3	0	
Quality Indicator 2.3	1	3	1	1	
Quality Indicator 2.4	1	3	2	0	
Quality Indicator 3.1	2	1	3	0	
Quality Indicator 3.2	0	3	3	0	
Quality Indicator 3.3	0	5	1	0	
Quality Indicator 3.4	1	3	2	0	



Inspection outcomes for local authority and education services for children and young people have not been included in the 'All providers' summary as the inspection framework is different for this sector. Please refer to the 'About Estyn' section of the Annual Report for more details.

Distribution of inspection outcomes : Independent schools, 2011-2012

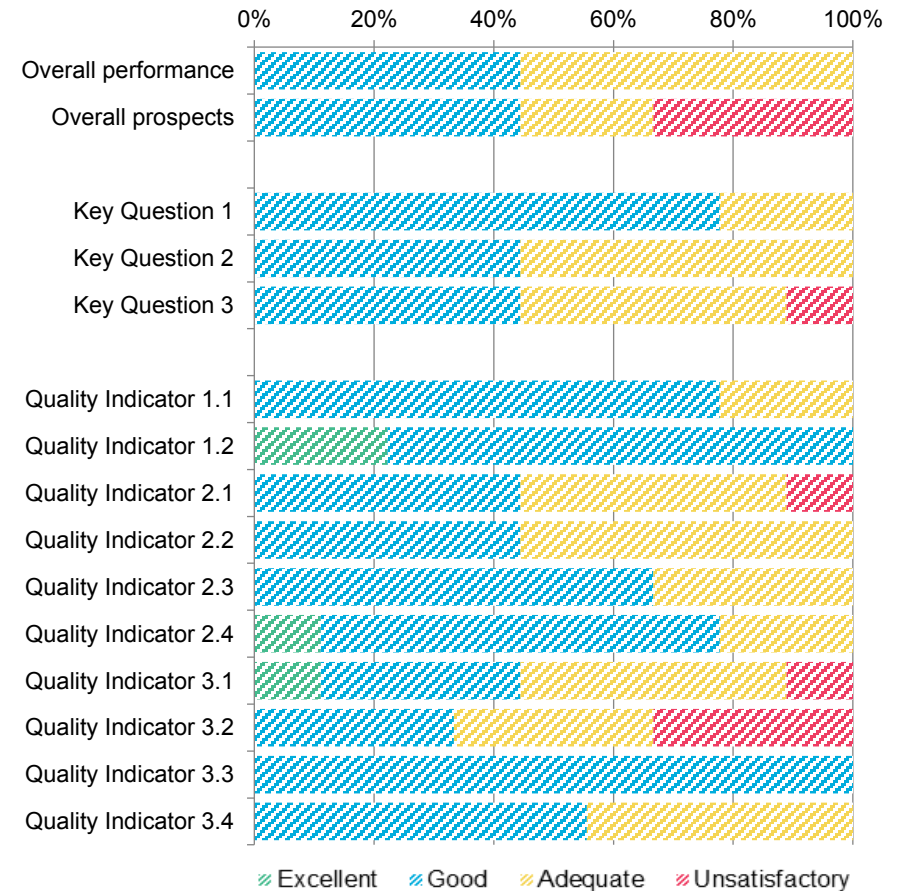
Number of inspections:		4			
	Excellent	Good	Adequate	Unsatisfactory	
Overall performance	3	1	0	0	
Overall prospects	3	0	1	0	
Key Question 1	3	1	0	0	
Key Question 2	1	3	0	0	
Key Question 3	3	0	1	0	
Quality Indicator 1.1	3	1	0	0	
Quality Indicator 1.2	1	3	0	0	
Quality Indicator 2.1	0	4	0	0	
Quality Indicator 2.2	1	2	1	0	
Quality Indicator 2.3	1	3	0	0	
Quality Indicator 2.4	2	2	0	0	
Quality Indicator 3.1	2	1	1	0	
Quality Indicator 3.2	2	1	1	0	
Quality Indicator 3.3	0	3	1	0	
Quality Indicator 3.4	3	0	1	0	



Inspection outcomes for local authority and education services for children and young people have not been included in the 'All providers' summary as the inspection framework is different for this sector. Please refer to the 'About Estyn' section of the Annual Report for more details.

Distribution of inspection outcomes : Independent schools, 2012-2013

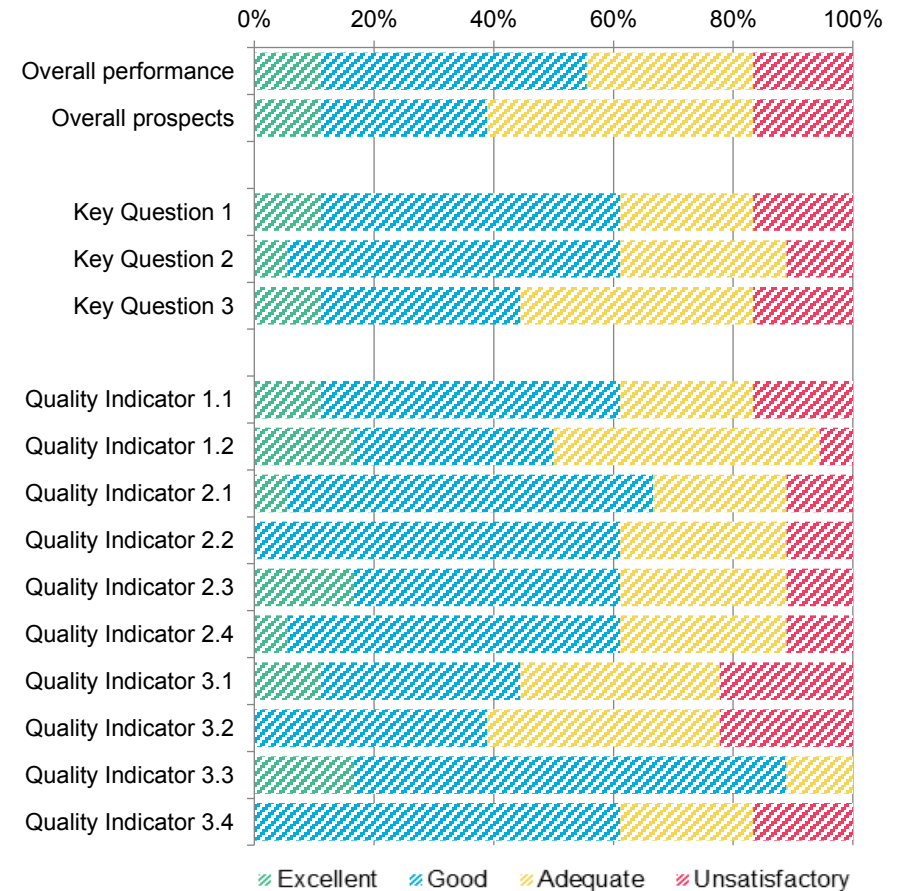
Number of inspections:		9			
	Excellent	Good	Adequate	Unsatisfactory	
Overall performance	0	4	5	0	
Overall prospects	0	4	2	3	
Key Question 1	0	7	2	0	
Key Question 2	0	4	5	0	
Key Question 3	0	4	4	1	
Quality Indicator 1.1	0	7	2	0	
Quality Indicator 1.2	2	7	0	0	
Quality Indicator 2.1	0	4	4	1	
Quality Indicator 2.2	0	4	5	0	
Quality Indicator 2.3	0	6	3	0	
Quality Indicator 2.4	1	6	2	0	
Quality Indicator 3.1	1	3	4	1	
Quality Indicator 3.2	0	3	3	3	
Quality Indicator 3.3	0	9	0	0	
Quality Indicator 3.4	0	5	4	0	



Inspection outcomes for local authority and education services for children and young people have not been included in the 'All providers' summary as the inspection framework is different for this sector. Please refer to the 'About Estyn' section of the Annual Report for more details.

Distribution of inspection outcomes : Pupil referral units, 2010-2011 to 2012-2013

	Number of inspections: 18			
	Excellent	Good	Adequate	Unsatisfactory
Overall performance	2	8	5	3
Overall prospects	2	5	8	3
Key Question 1	2	9	4	3
Key Question 2	1	10	5	2
Key Question 3	2	6	7	3
Quality Indicator 1.1	2	9	4	3
Quality Indicator 1.2	3	6	8	1
Quality Indicator 2.1	1	11	4	2
Quality Indicator 2.2	0	11	5	2
Quality Indicator 2.3	3	8	5	2
Quality Indicator 2.4	1	10	5	2
Quality Indicator 3.1	2	6	6	4
Quality Indicator 3.2	0	7	7	4
Quality Indicator 3.3	3	13	2	0
Quality Indicator 3.4	0	11	4	3

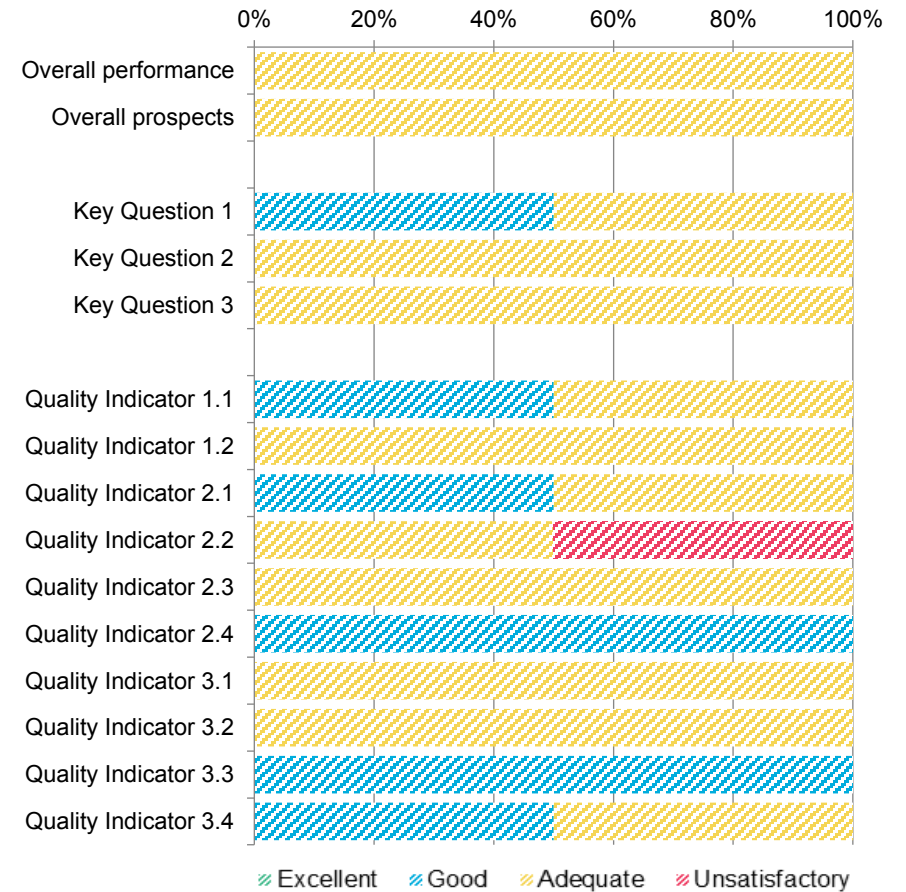


Inspection outcomes for local authority and education services for children and young people have not been included in the 'All providers' summary as the inspection framework is different for this sector. Please refer to the 'About Estyn' section of the Annual Report for more details.

Distribution of inspection outcomes : Pupil referral units, 2010-2011

Number of inspections: 2

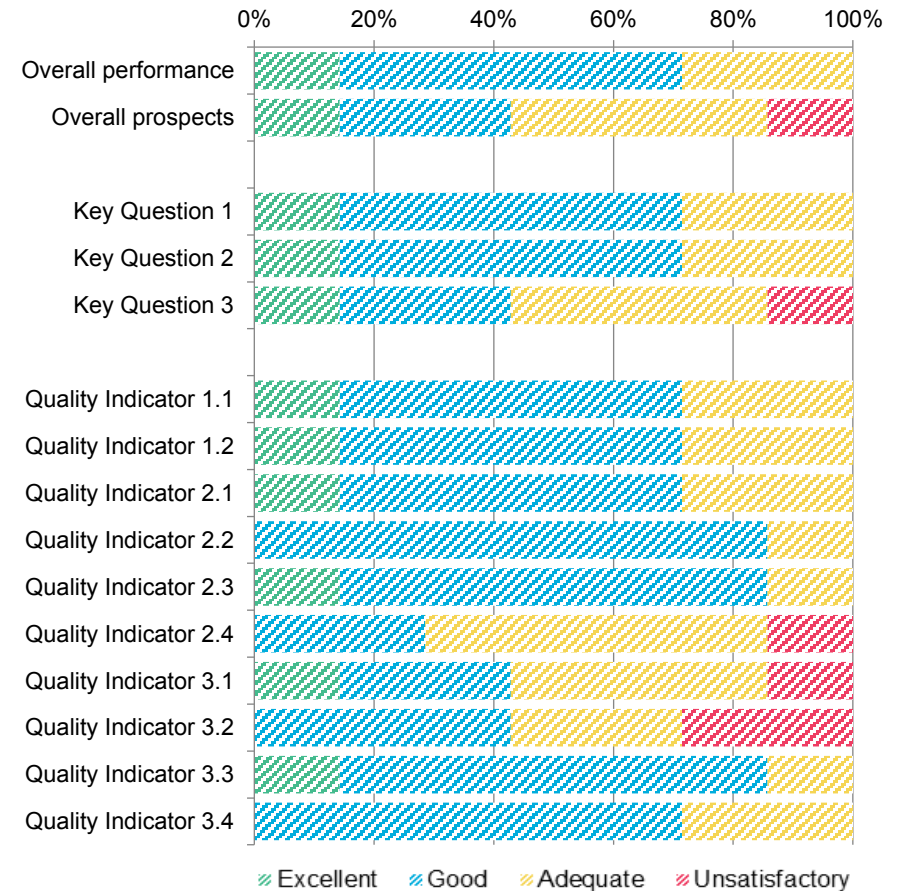
	Excellent	Good	Adequate	Unsatisfactory
Overall performance	0	0	2	0
Overall prospects	0	0	2	0
Key Question 1	0	1	1	0
Key Question 2	0	0	2	0
Key Question 3	0	0	2	0
Quality Indicator 1.1	0	1	1	0
Quality Indicator 1.2	0	0	2	0
Quality Indicator 2.1	0	1	1	0
Quality Indicator 2.2	0	0	1	1
Quality Indicator 2.3	0	0	2	0
Quality Indicator 2.4	0	2	0	0
Quality Indicator 3.1	0	0	2	0
Quality Indicator 3.2	0	0	2	0
Quality Indicator 3.3	0	2	0	0
Quality Indicator 3.4	0	1	1	0



Inspection outcomes for local authority and education services for children and young people have not been included in the 'All providers' summary as the inspection framework is different for this sector. Please refer to the 'About Estyn' section of the Annual Report for more details.

Distribution of inspection outcomes : Pupil referral units, 2011-2012

Number of inspections:		7			
	Excellent	Good	Adequate	Unsatisfactory	
Overall performance	1	4	2	0	
Overall prospects	1	2	3	1	
Key Question 1	1	4	2	0	
Key Question 2	1	4	2	0	
Key Question 3	1	2	3	1	
Quality Indicator 1.1	1	4	2	0	
Quality Indicator 1.2	1	4	2	0	
Quality Indicator 2.1	1	4	2	0	
Quality Indicator 2.2	0	6	1	0	
Quality Indicator 2.3	1	5	1	0	
Quality Indicator 2.4	0	2	4	1	
Quality Indicator 3.1	1	2	3	1	
Quality Indicator 3.2	0	3	2	2	
Quality Indicator 3.3	1	5	1	0	
Quality Indicator 3.4	0	5	2	0	

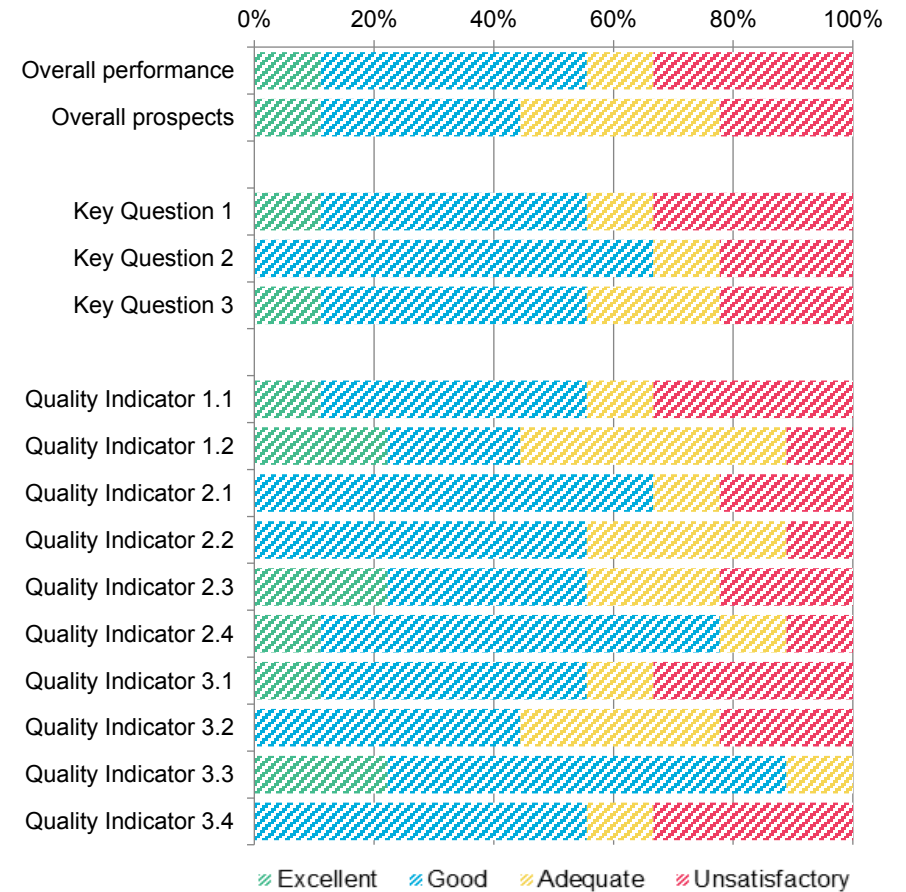


Inspection outcomes for local authority and education services for children and young people have not been included in the 'All providers' summary as the inspection framework is different for this sector. Please refer to the 'About Estyn' section of the Annual Report for more details.

Distribution of inspection outcomes : Pupil referral units, 2012-2013

Number of inspections: 9

	Excellent	Good	Adequate	Unsatisfactory
Overall performance	1	4	1	3
Overall prospects	1	3	3	2
Key Question 1	1	4	1	3
Key Question 2	0	6	1	2
Key Question 3	1	4	2	2
Quality Indicator 1.1	1	4	1	3
Quality Indicator 1.2	2	2	4	1
Quality Indicator 2.1	0	6	1	2
Quality Indicator 2.2	0	5	3	1
Quality Indicator 2.3	2	3	2	2
Quality Indicator 2.4	1	6	1	1
Quality Indicator 3.1	1	4	1	3
Quality Indicator 3.2	0	4	3	2
Quality Indicator 3.3	2	6	1	0
Quality Indicator 3.4	0	5	1	3

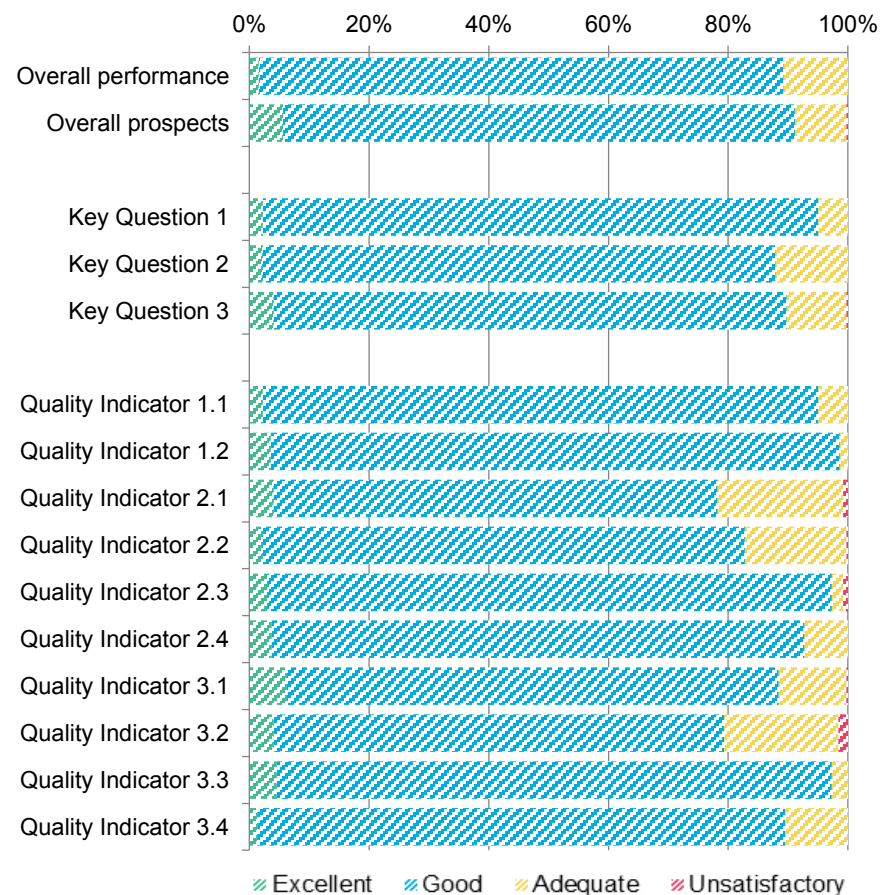


Inspection outcomes for local authority and education services for children and young people have not been included in the 'All providers' summary as the inspection framework is different for this sector. Please refer to the 'About Estyn' section of the Annual Report for more details.

Distribution of inspection outcomes : Settings for children under five, 2010-2011 to 2012-2013

Number of inspections: 372

	Excellent	Good	Adequate	Unsatisfactory
Overall performance	2%	88%	11%	0%
Overall prospects	6%	85%	9%	0%
Key Question 1	2%	93%	5%	0%
Key Question 2	2%	86%	12%	0%
Key Question 3	4%	86%	10%	0%
Quality Indicator 1.1	2%	93%	5%	0%
Quality Indicator 1.2	4%	95%	1%	0%
Quality Indicator 2.1	4%	74%	21%	1%
Quality Indicator 2.2	2%	81%	17%	0%
Quality Indicator 2.3	3%	94%	2%	1%
Quality Indicator 2.4	4%	89%	7%	0%
Quality Indicator 3.1	6%	82%	11%	0%
Quality Indicator 3.2	4%	75%	19%	2%
Quality Indicator 3.3	5%	93%	3%	0%
Quality Indicator 3.4	1%	88%	10%	0%

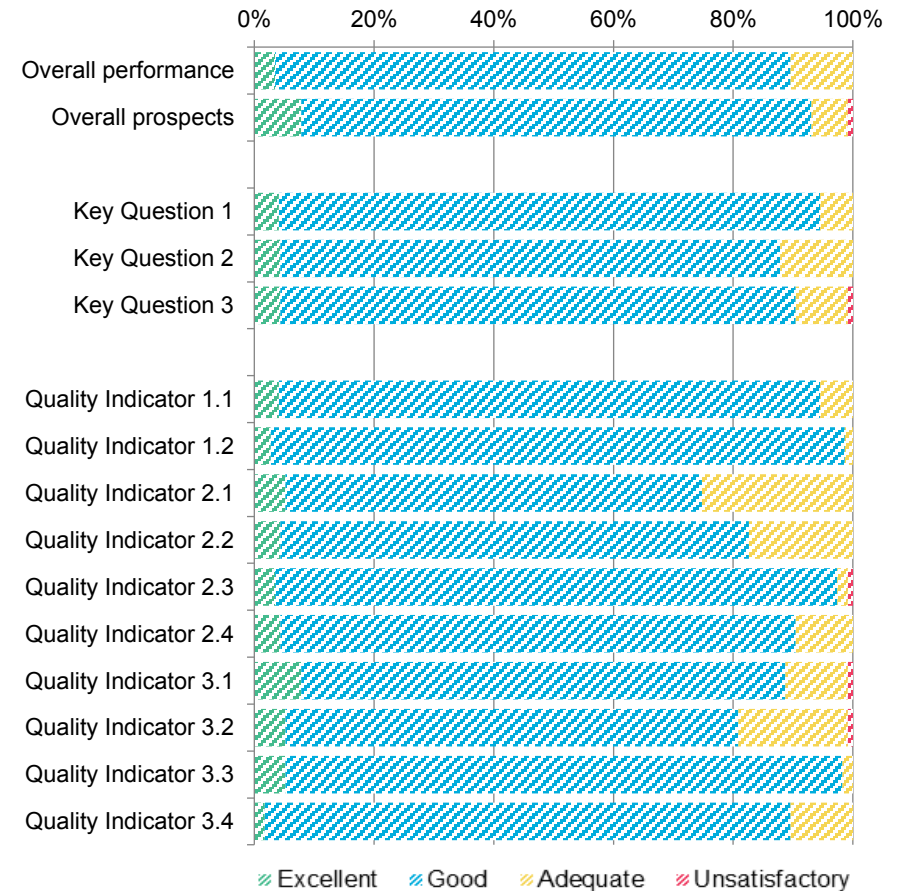


Inspection outcomes for local authority and education services for children and young people have not been included in the 'All providers' summary as the inspection framework is different for this sector. Please refer to the 'About Estyn' section of the Annual Report for more details.

Distribution of inspection outcomes : Settings for children under five, 2010-2011

Number of inspections: 115

	Excellent	Good	Adequate	Unsatisfactory
Overall performance	3%	86%	10%	0%
Overall prospects	8%	85%	6%	1%
Key Question 1	4%	90%	5%	0%
Key Question 2	4%	83%	12%	0%
Key Question 3	4%	86%	9%	1%
Quality Indicator 1.1	4%	90%	5%	0%
Quality Indicator 1.2	3%	96%	1%	0%
Quality Indicator 2.1	5%	70%	25%	0%
Quality Indicator 2.2	4%	78%	17%	0%
Quality Indicator 2.3	3%	94%	2%	1%
Quality Indicator 2.4	4%	86%	10%	0%
Quality Indicator 3.1	8%	81%	10%	1%
Quality Indicator 3.2	5%	76%	18%	1%
Quality Indicator 3.3	5%	93%	2%	0%
Quality Indicator 3.4	2%	88%	10%	0%

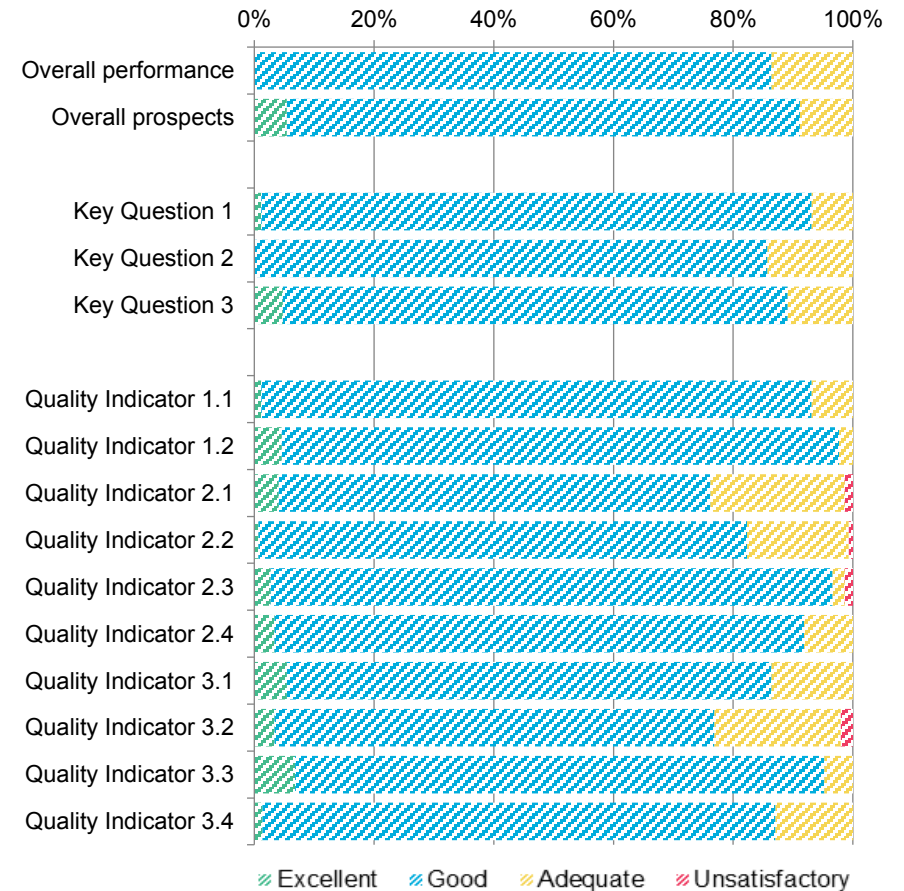


Inspection outcomes for local authority and education services for children and young people have not been included in the 'All providers' summary as the inspection framework is different for this sector. Please refer to the 'About Estyn' section of the Annual Report for more details.

Distribution of inspection outcomes : Settings for children under five, 2011-2012

Number of inspections: 147

	Excellent	Good	Adequate	Unsatisfactory
Overall performance	0%	86%	14%	0%
Overall prospects	5%	86%	9%	0%
Key Question 1	1%	92%	7%	0%
Key Question 2	0%	86%	14%	0%
Key Question 3	5%	84%	11%	0%
Quality Indicator 1.1	1%	92%	7%	0%
Quality Indicator 1.2	5%	93%	2%	0%
Quality Indicator 2.1	4%	72%	22%	1%
Quality Indicator 2.2	1%	82%	17%	1%
Quality Indicator 2.3	3%	94%	2%	1%
Quality Indicator 2.4	3%	88%	8%	0%
Quality Indicator 3.1	5%	81%	14%	0%
Quality Indicator 3.2	3%	73%	21%	2%
Quality Indicator 3.3	7%	88%	5%	0%
Quality Indicator 3.4	1%	86%	13%	0%

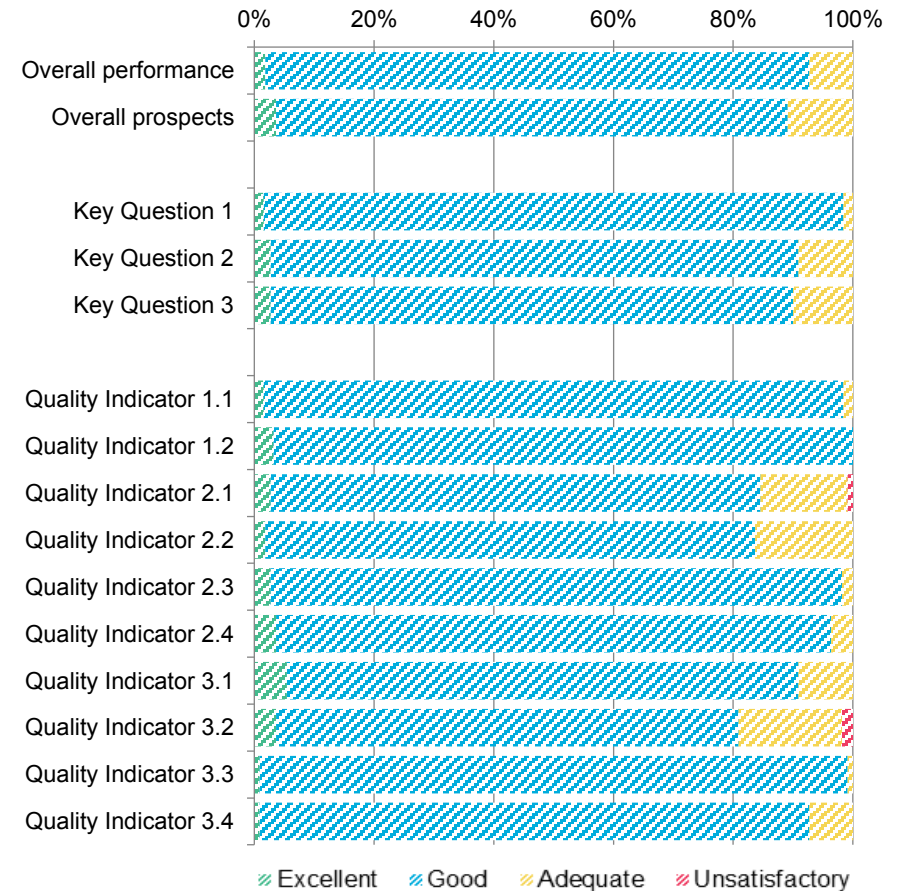


Inspection outcomes for local authority and education services for children and young people have not been included in the 'All providers' summary as the inspection framework is different for this sector. Please refer to the 'About Estyn' section of the Annual Report for more details.

Distribution of inspection outcomes : Settings for children under five, 2012-2013

Number of inspections: 110

	Excellent	Good	Adequate	Unsatisfactory
Overall performance	2%	91%	7%	0%
Overall prospects	4%	85%	11%	0%
Key Question 1	2%	97%	2%	0%
Key Question 2	3%	88%	9%	0%
Key Question 3	3%	87%	10%	0%
Quality Indicator 1.1	2%	97%	2%	0%
Quality Indicator 1.2	3%	97%	0%	0%
Quality Indicator 2.1	3%	82%	15%	1%
Quality Indicator 2.2	2%	82%	16%	0%
Quality Indicator 2.3	3%	95%	2%	0%
Quality Indicator 2.4	4%	93%	4%	0%
Quality Indicator 3.1	5%	85%	9%	0%
Quality Indicator 3.2	4%	77%	17%	2%
Quality Indicator 3.3	1%	98%	1%	0%
Quality Indicator 3.4	1%	92%	7%	0%

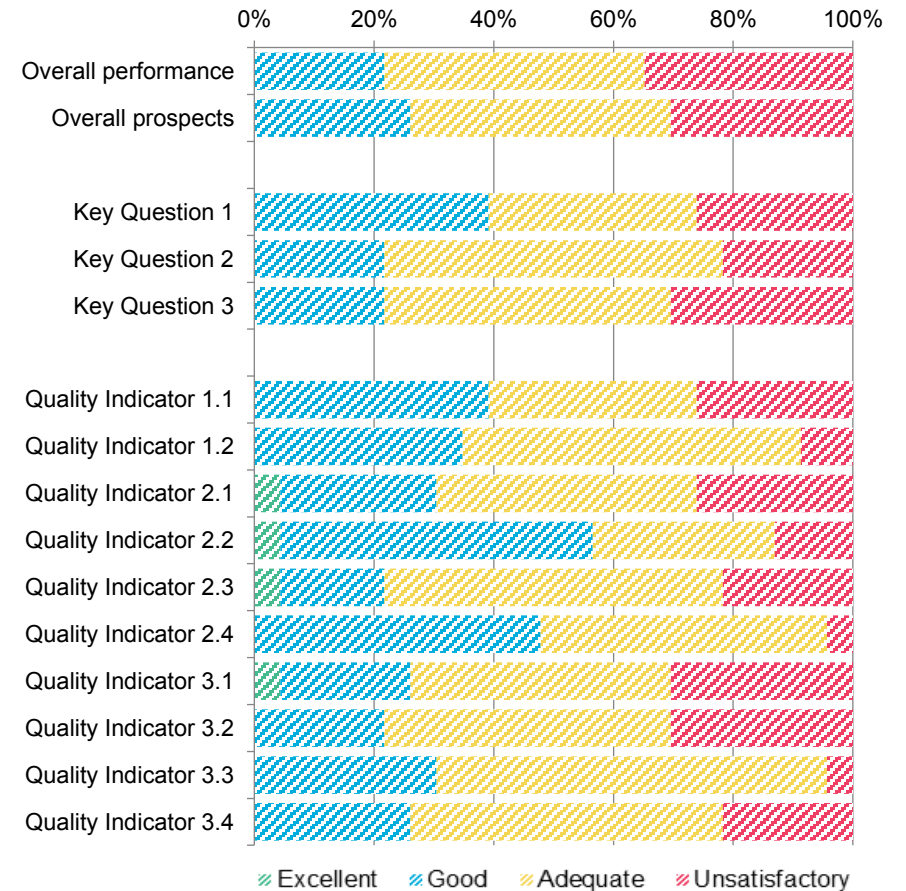


Inspection outcomes for local authority and education services for children and young people have not been included in the 'All providers' summary as the inspection framework is different for this sector. Please refer to the 'About Estyn' section of the Annual Report for more details.

Distribution of inspection outcomes : Local authority education services for children and young people, 2010-2011 to 2012-2013

Number of inspections: 23

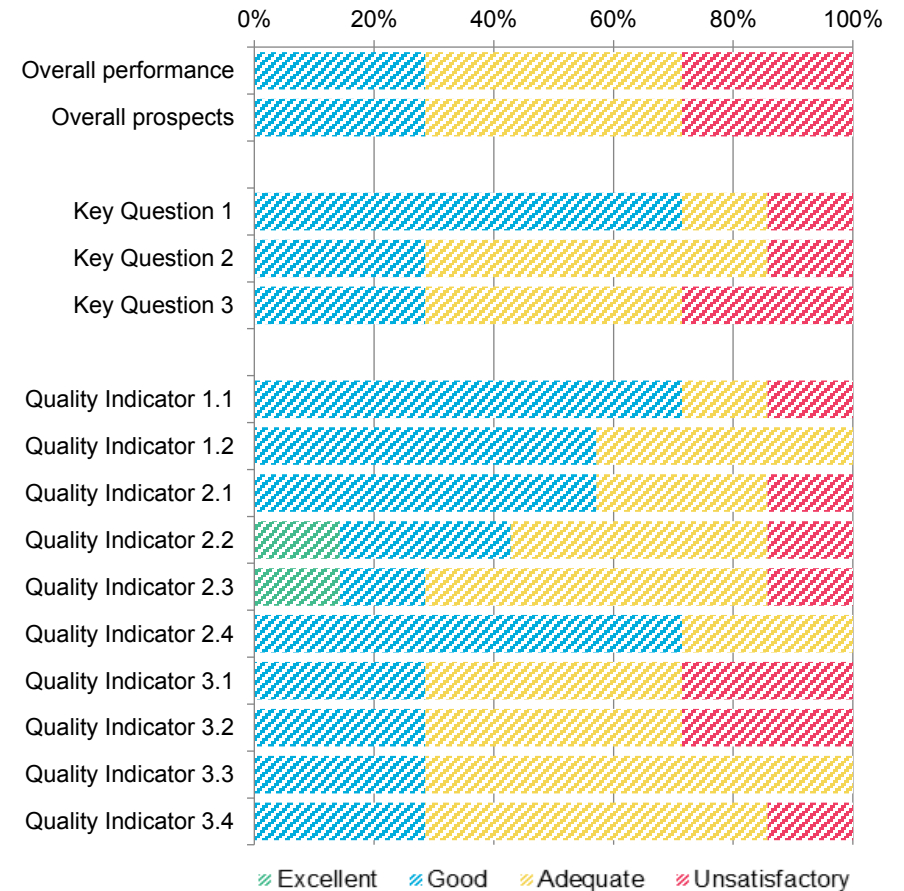
	Excellent	Good	Adequate	Unsatisfactory
Overall performance	0	5	10	8
Overall prospects	0	6	10	7
Key Question 1	0	9	8	6
Key Question 2	0	5	13	5
Key Question 3	0	5	11	7
Quality Indicator 1.1	0	9	8	6
Quality Indicator 1.2	0	8	13	2
Quality Indicator 2.1	1	6	10	6
Quality Indicator 2.2	1	12	7	3
Quality Indicator 2.3	1	4	13	5
Quality Indicator 2.4	0	11	11	1
Quality Indicator 3.1	1	5	10	7
Quality Indicator 3.2	0	5	11	7
Quality Indicator 3.3	0	7	15	1
Quality Indicator 3.4	0	6	12	5



Inspection outcomes for local authority and education services for children and young people have not been included in the 'All providers' summary as the inspection framework is different for this sector. Please refer to the 'About Estyn' section of the Annual Report for more details.

Distribution of inspection outcomes : Local authority education services for children and young people, 2010-2011

Number of inspections:	7			
	Excellent	Good	Adequate	Unsatisfactory
Overall performance	0	2	3	2
Overall prospects	0	2	3	2
Key Question 1	0	5	1	1
Key Question 2	0	2	4	1
Key Question 3	0	2	3	2
Quality Indicator 1.1	0	5	1	1
Quality Indicator 1.2	0	4	3	0
Quality Indicator 2.1	0	4	2	1
Quality Indicator 2.2	1	2	3	1
Quality Indicator 2.3	1	1	4	1
Quality Indicator 2.4	0	5	2	0
Quality Indicator 3.1	0	2	3	2
Quality Indicator 3.2	0	2	3	2
Quality Indicator 3.3	0	2	5	0
Quality Indicator 3.4	0	2	4	1

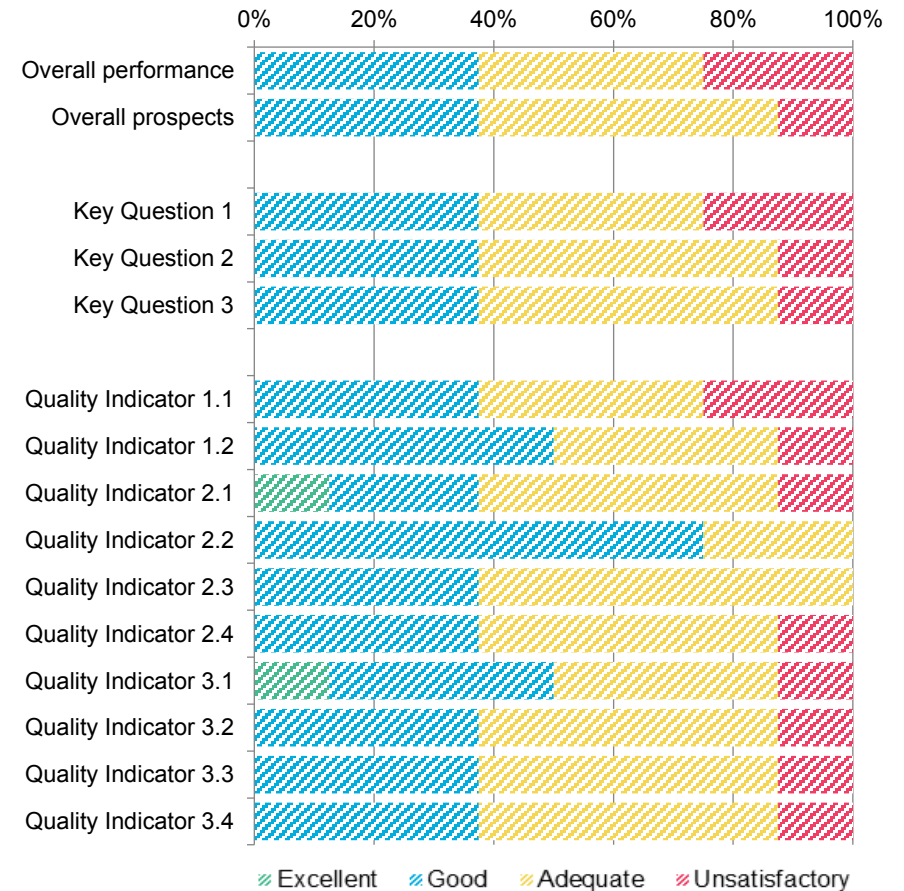


Inspection outcomes for local authority and education services for children and young people have not been included in the 'All providers' summary as the inspection framework is different for this sector. Please refer to the 'About Estyn' section of the Annual Report for more details.

Distribution of inspection outcomes : Local authority education services for children and young people, 2011-2012

Number of inspections: 8

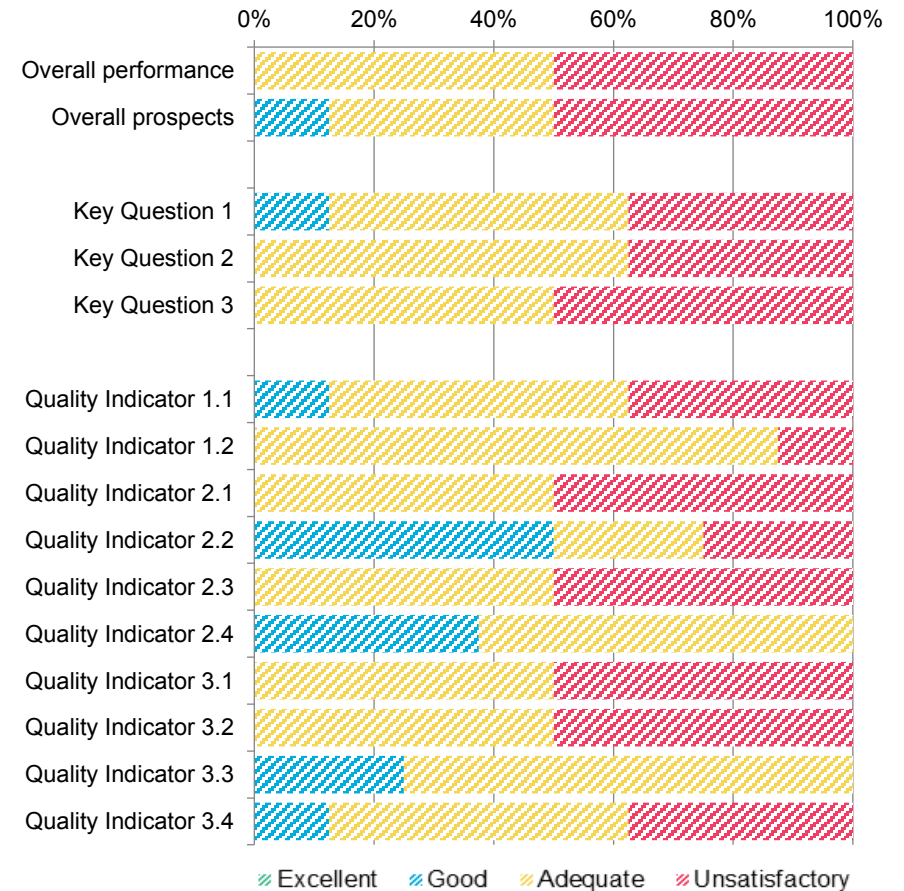
	Excellent	Good	Adequate	Unsatisfactory
Overall performance	0	3	3	2
Overall prospects	0	3	4	1
Key Question 1	0	3	3	2
Key Question 2	0	3	4	1
Key Question 3	0	3	4	1
Quality Indicator 1.1	0	3	3	2
Quality Indicator 1.2	0	4	3	1
Quality Indicator 2.1	1	2	4	1
Quality Indicator 2.2	0	6	2	0
Quality Indicator 2.3	0	3	5	0
Quality Indicator 2.4	0	3	4	1
Quality Indicator 3.1	1	3	3	1
Quality Indicator 3.2	0	3	4	1
Quality Indicator 3.3	0	3	4	1
Quality Indicator 3.4	0	3	4	1



Inspection outcomes for local authority and education services for children and young people have not been included in the 'All providers' summary as the inspection framework is different for this sector. Please refer to the 'About Estyn' section of the Annual Report for more details.

Distribution of inspection outcomes : Local authority education services for children and young people, 2012-2013

Number of inspections:		8			
	Excellent	Good	Adequate	Unsatisfactory	
Overall performance	0	0	4	4	
Overall prospects	0	1	3	4	
Key Question 1	0	1	4	3	
Key Question 2	0	0	5	3	
Key Question 3	0	0	4	4	
Quality Indicator 1.1	0	1	4	3	
Quality Indicator 1.2	0	0	7	1	
Quality Indicator 2.1	0	0	4	4	
Quality Indicator 2.2	0	4	2	2	
Quality Indicator 2.3	0	0	4	4	
Quality Indicator 2.4	0	3	5	0	
Quality Indicator 3.1	0	0	4	4	
Quality Indicator 3.2	0	0	4	4	
Quality Indicator 3.3	0	2	6	0	
Quality Indicator 3.4	0	1	4	3	



Inspection outcomes for local authority and education services for children and young people have not been included in the 'All providers' summary as the inspection framework is different for this sector. Please refer to the 'About Estyn' section of the Annual Report for more details.

Distribution of inspection outcomes : Further education institutions, 2010-2011 to 2012-2013

Number of inspections: 10

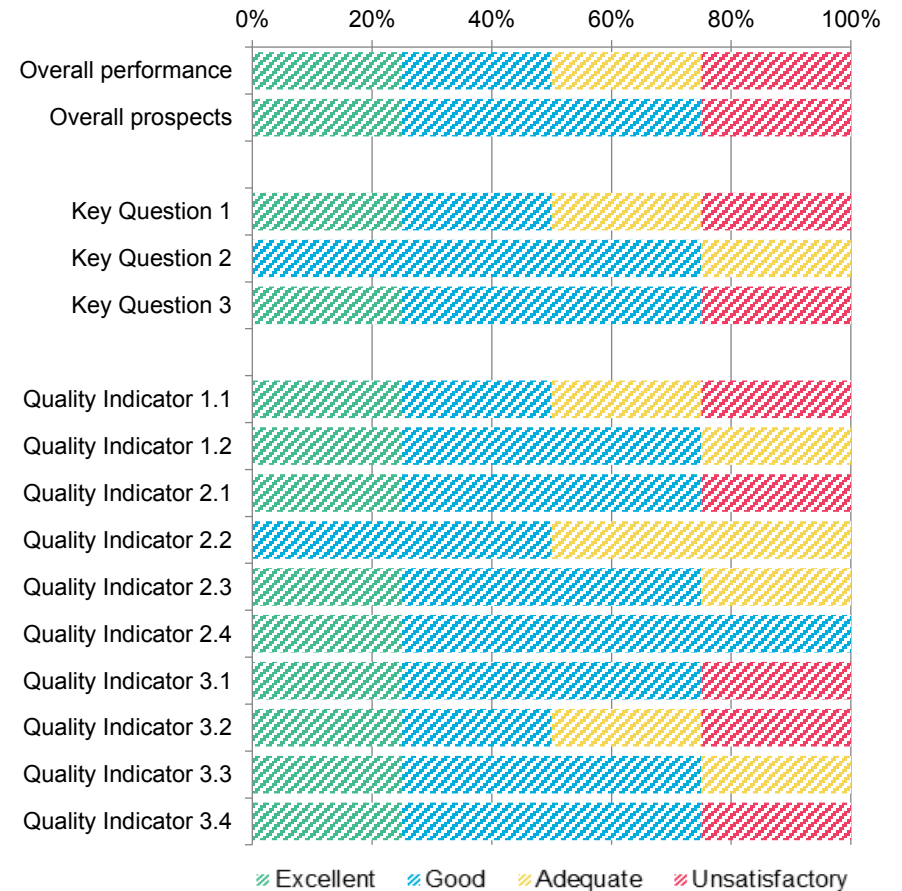
	Excellent	Good	Adequate	Unsatisfactory
Overall performance	1	5	3	1
Overall prospects	1	7	1	1
Key Question 1	1	5	3	1
Key Question 2	0	7	3	0
Key Question 3	1	7	1	1
Quality Indicator 1.1	1	5	3	1
Quality Indicator 1.2	1	8	1	0
Quality Indicator 2.1	2	5	2	1
Quality Indicator 2.2	0	6	4	0
Quality Indicator 2.3	1	8	1	0
Quality Indicator 2.4	2	8	0	0
Quality Indicator 3.1	1	7	1	1
Quality Indicator 3.2	1	5	3	1
Quality Indicator 3.3	4	5	1	0
Quality Indicator 3.4	1	7	1	1



Inspection outcomes for local authority and education services for children and young people have not been included in the 'All providers' summary as the inspection framework is different for this sector. Please refer to the 'About Estyn' section of the Annual Report for more details.

Distribution of inspection outcomes : Further education institutions, 2010-2011

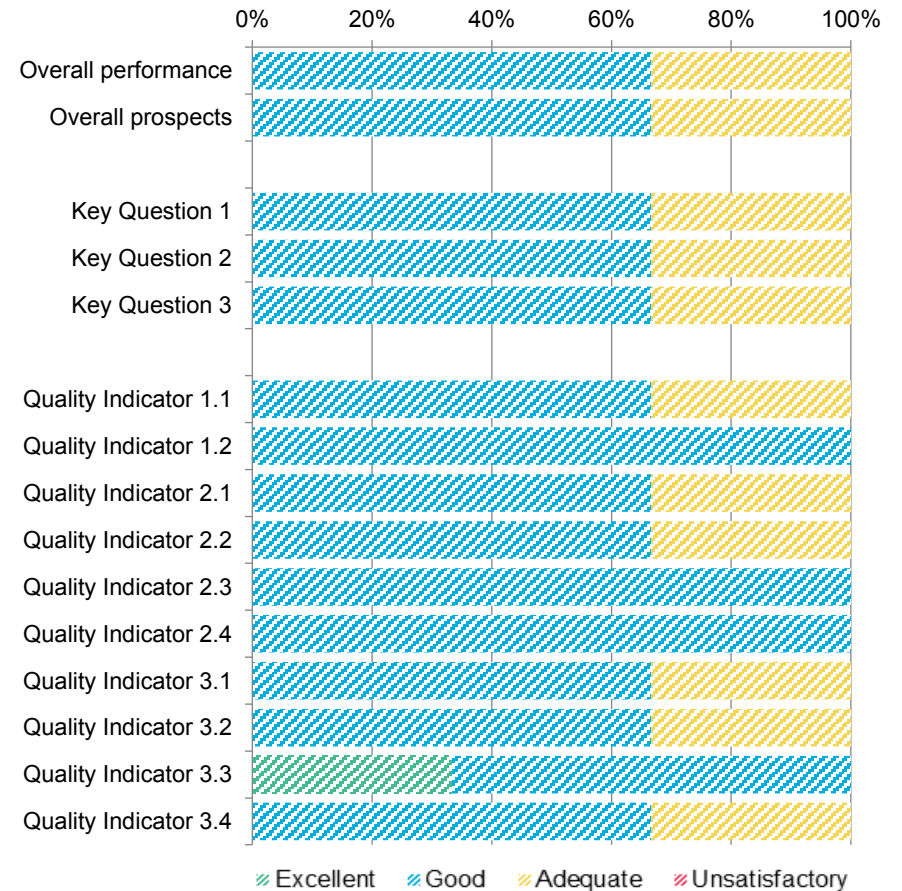
Number of inspections:		4			
	Excellent	Good	Adequate	Unsatisfactory	
Overall performance	1	1	1	1	
Overall prospects	1	2	0	1	
Key Question 1	1	1	1	1	
Key Question 2	0	3	1	0	
Key Question 3	1	2	0	1	
Quality Indicator 1.1	1	1	1	1	
Quality Indicator 1.2	1	2	1	0	
Quality Indicator 2.1	1	2	0	1	
Quality Indicator 2.2	0	2	2	0	
Quality Indicator 2.3	1	2	1	0	
Quality Indicator 2.4	1	3	0	0	
Quality Indicator 3.1	1	2	0	1	
Quality Indicator 3.2	1	1	1	1	
Quality Indicator 3.3	1	2	1	0	
Quality Indicator 3.4	1	2	0	1	



Inspection outcomes for local authority and education services for children and young people have not been included in the 'All providers' summary as the inspection framework is different for this sector. Please refer to the 'About Estyn' section of the Annual Report for more details.

Distribution of inspection outcomes : Further education institutions, 2011-2012

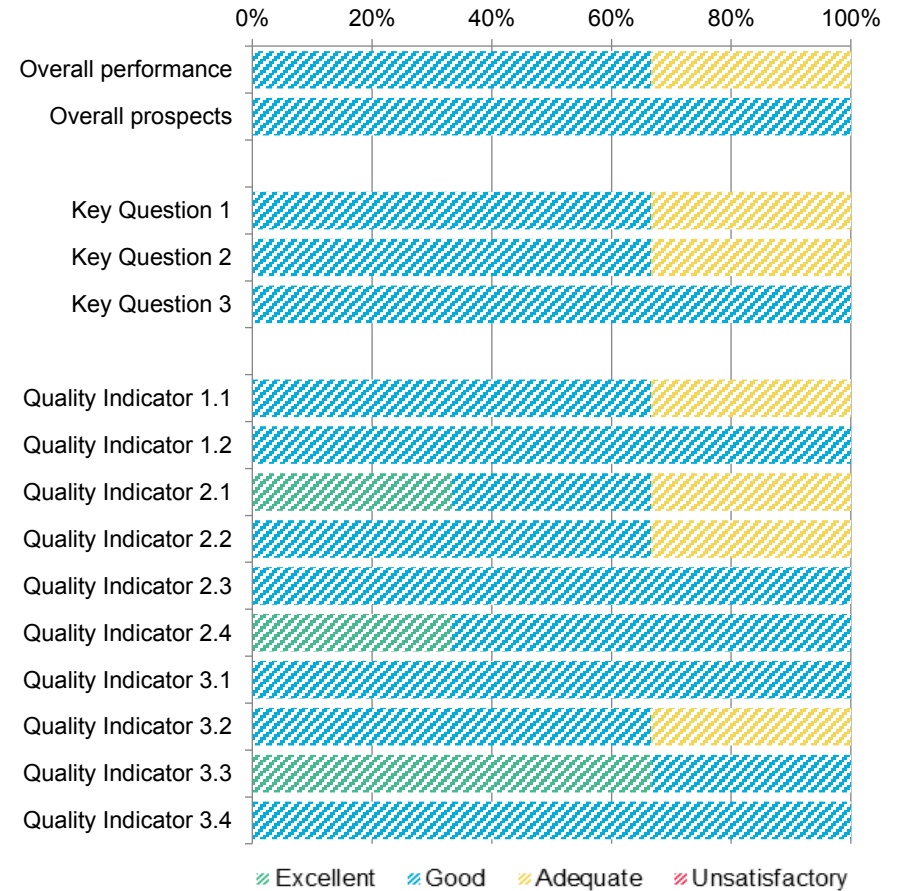
Number of inspections:		3			
	Excellent	Good	Adequate	Unsatisfactory	
Overall performance	0	2	1	0	
Overall prospects	0	2	1	0	
Key Question 1	0	2	1	0	
Key Question 2	0	2	1	0	
Key Question 3	0	2	1	0	
Quality Indicator 1.1	0	2	1	0	
Quality Indicator 1.2	0	3	0	0	
Quality Indicator 2.1	0	2	1	0	
Quality Indicator 2.2	0	2	1	0	
Quality Indicator 2.3	0	3	0	0	
Quality Indicator 2.4	0	3	0	0	
Quality Indicator 3.1	0	2	1	0	
Quality Indicator 3.2	0	2	1	0	
Quality Indicator 3.3	1	2	0	0	
Quality Indicator 3.4	0	2	1	0	



Inspection outcomes for local authority and education services for children and young people have not been included in the 'All providers' summary as the inspection framework is different for this sector. Please refer to the 'About Estyn' section of the Annual Report for more details.

Distribution of inspection outcomes : Further education institutions, 2012-2013

Number of inspections:		3			
	Excellent	Good	Adequate	Unsatisfactory	
Overall performance	0	2	1	0	
Overall prospects	0	3	0	0	
Key Question 1	0	2	1	0	
Key Question 2	0	2	1	0	
Key Question 3	0	3	0	0	
Quality Indicator 1.1	0	2	1	0	
Quality Indicator 1.2	0	3	0	0	
Quality Indicator 2.1	1	1	1	0	
Quality Indicator 2.2	0	2	1	0	
Quality Indicator 2.3	0	3	0	0	
Quality Indicator 2.4	1	2	0	0	
Quality Indicator 3.1	0	3	0	0	
Quality Indicator 3.2	0	2	1	0	
Quality Indicator 3.3	2	1	0	0	
Quality Indicator 3.4	0	3	0	0	

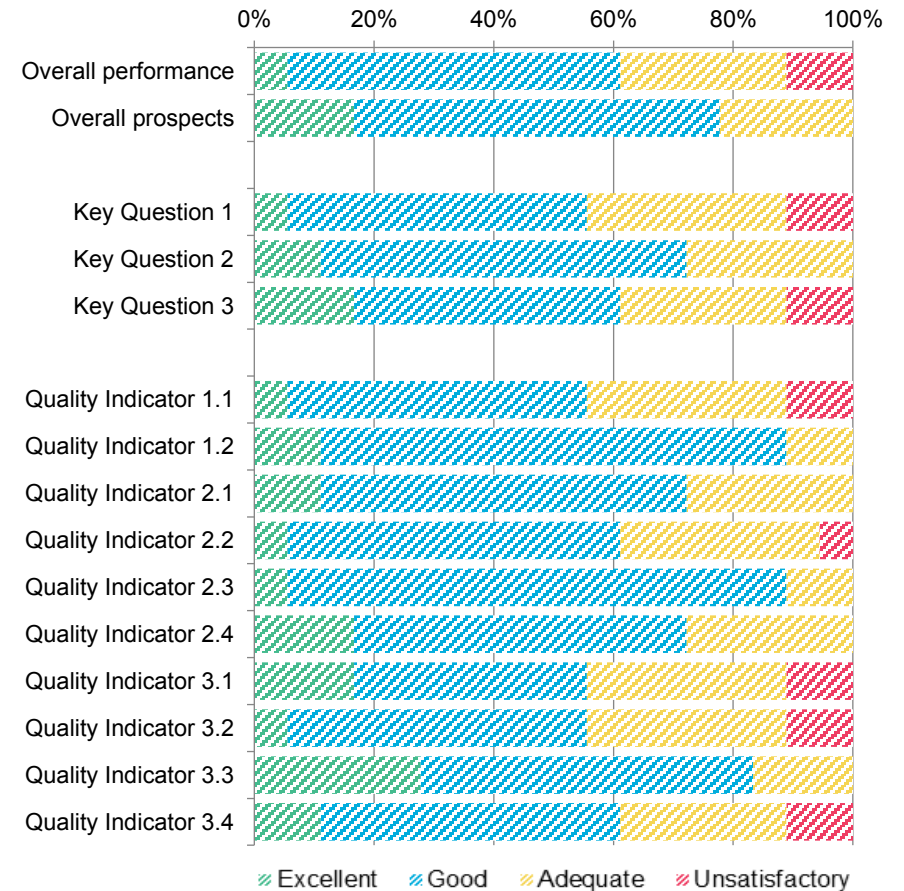


Inspection outcomes for local authority and education services for children and young people have not been included in the 'All providers' summary as the inspection framework is different for this sector. Please refer to the 'About Estyn' section of the Annual Report for more details.

Distribution of inspection outcomes : Work-based learning providers, 2010-2011 to 2012-2013

Number of inspections: 18

	Excellent	Good	Adequate	Unsatisfactory
Overall performance	1	10	5	2
Overall prospects	3	11	4	0
Key Question 1	1	9	6	2
Key Question 2	2	11	5	0
Key Question 3	3	8	5	2
Quality Indicator 1.1	1	9	6	2
Quality Indicator 1.2	2	14	2	0
Quality Indicator 2.1	2	11	5	0
Quality Indicator 2.2	1	10	6	1
Quality Indicator 2.3	1	15	2	0
Quality Indicator 2.4	3	10	5	0
Quality Indicator 3.1	3	7	6	2
Quality Indicator 3.2	1	9	6	2
Quality Indicator 3.3	5	10	3	0
Quality Indicator 3.4	2	9	5	2

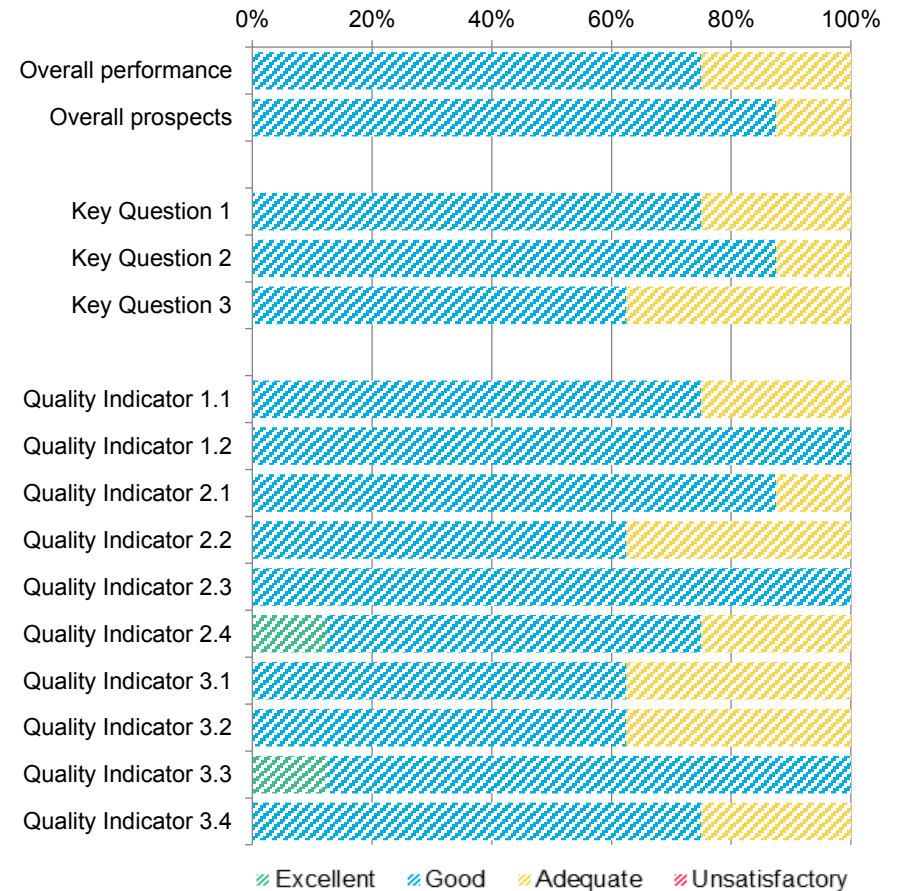


Inspection outcomes for local authority and education services for children and young people have not been included in the 'All providers' summary as the inspection framework is different for this sector. Please refer to the 'About Estyn' section of the Annual Report for more details.

Distribution of inspection outcomes : Work-based learning providers, 2010-2011

Number of inspections: 8

	Excellent	Good	Adequate	Unsatisfactory
Overall performance	0	6	2	0
Overall prospects	0	7	1	0
Key Question 1	0	6	2	0
Key Question 2	0	7	1	0
Key Question 3	0	5	3	0
Quality Indicator 1.1	0	6	2	0
Quality Indicator 1.2	0	8	0	0
Quality Indicator 2.1	0	7	1	0
Quality Indicator 2.2	0	5	3	0
Quality Indicator 2.3	0	8	0	0
Quality Indicator 2.4	1	5	2	0
Quality Indicator 3.1	0	5	3	0
Quality Indicator 3.2	0	5	3	0
Quality Indicator 3.3	1	7	0	0
Quality Indicator 3.4	0	6	2	0



Inspection outcomes for local authority and education services for children and young people have not been included in the 'All providers' summary as the inspection framework is different for this sector. Please refer to the 'About Estyn' section of the Annual Report for more details.

Distribution of inspection outcomes : Work-based learning providers, 2011-2012

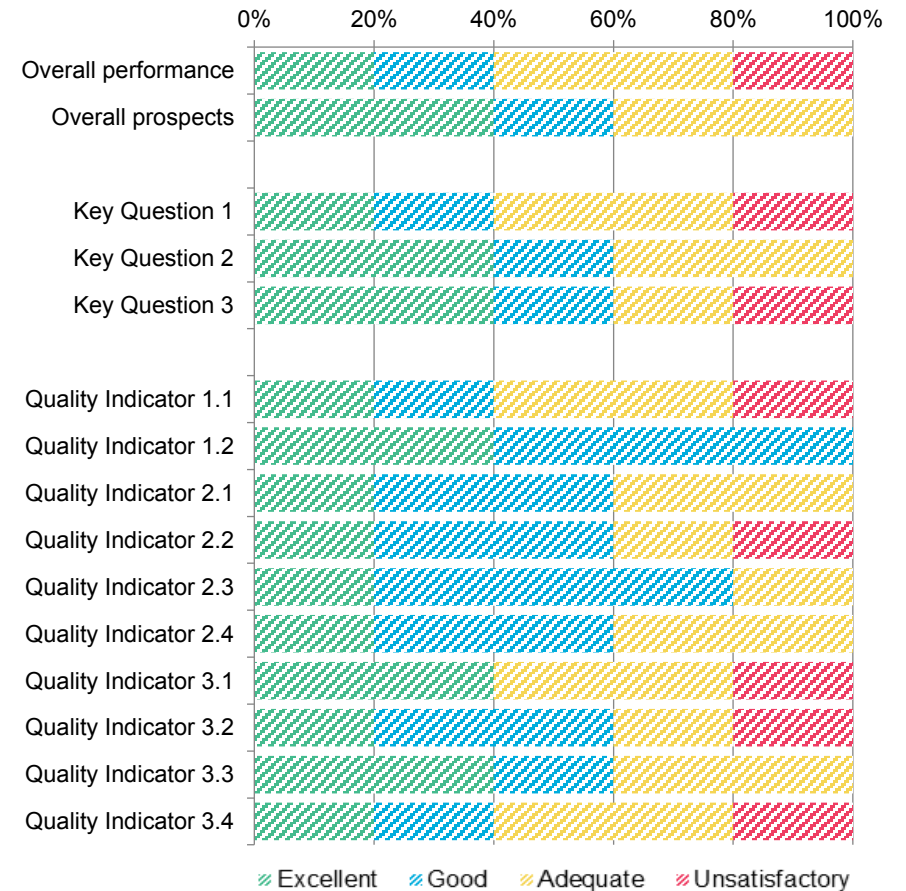
Number of inspections:		5			
	Excellent	Good	Adequate	Unsatisfactory	
Overall performance	0	3	1	1	
Overall prospects	1	3	1	0	
Key Question 1	0	2	2	1	
Key Question 2	0	3	2	0	
Key Question 3	1	2	1	1	
Quality Indicator 1.1	0	2	2	1	
Quality Indicator 1.2	0	3	2	0	
Quality Indicator 2.1	1	2	2	0	
Quality Indicator 2.2	0	3	2	0	
Quality Indicator 2.3	0	4	1	0	
Quality Indicator 2.4	1	3	1	0	
Quality Indicator 3.1	1	2	1	1	
Quality Indicator 3.2	0	2	2	1	
Quality Indicator 3.3	2	2	1	0	
Quality Indicator 3.4	1	2	1	1	



Inspection outcomes for local authority and education services for children and young people have not been included in the 'All providers' summary as the inspection framework is different for this sector. Please refer to the 'About Estyn' section of the Annual Report for more details.

Distribution of inspection outcomes : Work-based learning providers, 2012-2013

Number of inspections:		5			
	Excellent	Good	Adequate	Unsatisfactory	
Overall performance	1	1	2	1	
Overall prospects	2	1	2	0	
Key Question 1	1	1	2	1	
Key Question 2	2	1	2	0	
Key Question 3	2	1	1	1	
Quality Indicator 1.1	1	1	2	1	
Quality Indicator 1.2	2	3	0	0	
Quality Indicator 2.1	1	2	2	0	
Quality Indicator 2.2	1	2	1	1	
Quality Indicator 2.3	1	3	1	0	
Quality Indicator 2.4	1	2	2	0	
Quality Indicator 3.1	2	0	2	1	
Quality Indicator 3.2	1	2	1	1	
Quality Indicator 3.3	2	1	2	0	
Quality Indicator 3.4	1	1	2	1	



Inspection outcomes for local authority and education services for children and young people have not been included in the 'All providers' summary as the inspection framework is different for this sector. Please refer to the 'About Estyn' section of the Annual Report for more details.

Distribution of inspection outcomes : Adult community learning providers, 2010-2011 to 2012-2013

	Excellent	Good	Adequate	Unsatisfactory
Number of inspections:	9			
Overall performance	1	2	2	4
Overall prospects	2	2	4	1
Key Question 1	1	2	3	3
Key Question 2	1	2	4	2
Key Question 3	1	1	3	4
Quality Indicator 1.1	1	2	3	3
Quality Indicator 1.2	1	7	1	0
Quality Indicator 2.1	1	2	4	2
Quality Indicator 2.2	1	2	6	0
Quality Indicator 2.3	1	1	6	1
Quality Indicator 2.4	1	6	1	1
Quality Indicator 3.1	1	2	2	4
Quality Indicator 3.2	1	1	2	5
Quality Indicator 3.3	2	3	1	3
Quality Indicator 3.4	1	3	2	3

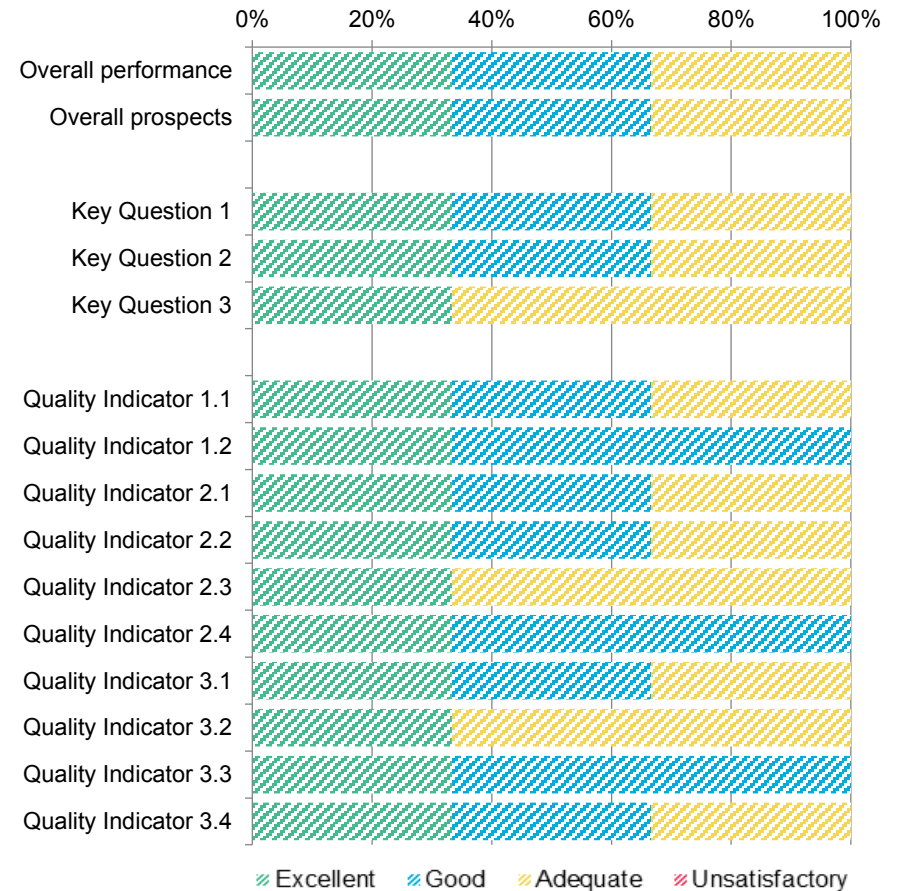


Inspection outcomes for local authority and education services for children and young people have not been included in the 'All providers' summary as the inspection framework is different for this sector. Please refer to the 'About Estyn' section of the Annual Report for more details.

Distribution of inspection outcomes : Adult community learning providers, 2010-2011

Number of inspections: 3

	Excellent	Good	Adequate	Unsatisfactory
Overall performance	1	1	1	0
Overall prospects	1	1	1	0
Key Question 1	1	1	1	0
Key Question 2	1	1	1	0
Key Question 3	1	0	2	0
Quality Indicator 1.1	1	1	1	0
Quality Indicator 1.2	1	2	0	0
Quality Indicator 2.1	1	1	1	0
Quality Indicator 2.2	1	1	1	0
Quality Indicator 2.3	1	0	2	0
Quality Indicator 2.4	1	2	0	0
Quality Indicator 3.1	1	1	1	0
Quality Indicator 3.2	1	0	2	0
Quality Indicator 3.3	1	2	0	0
Quality Indicator 3.4	1	1	1	0



Inspection outcomes for local authority and education services for children and young people have not been included in the 'All providers' summary as the inspection framework is different for this sector. Please refer to the 'About Estyn' section of the Annual Report for more details.

Distribution of inspection outcomes : Adult community learning providers, 2011-2012

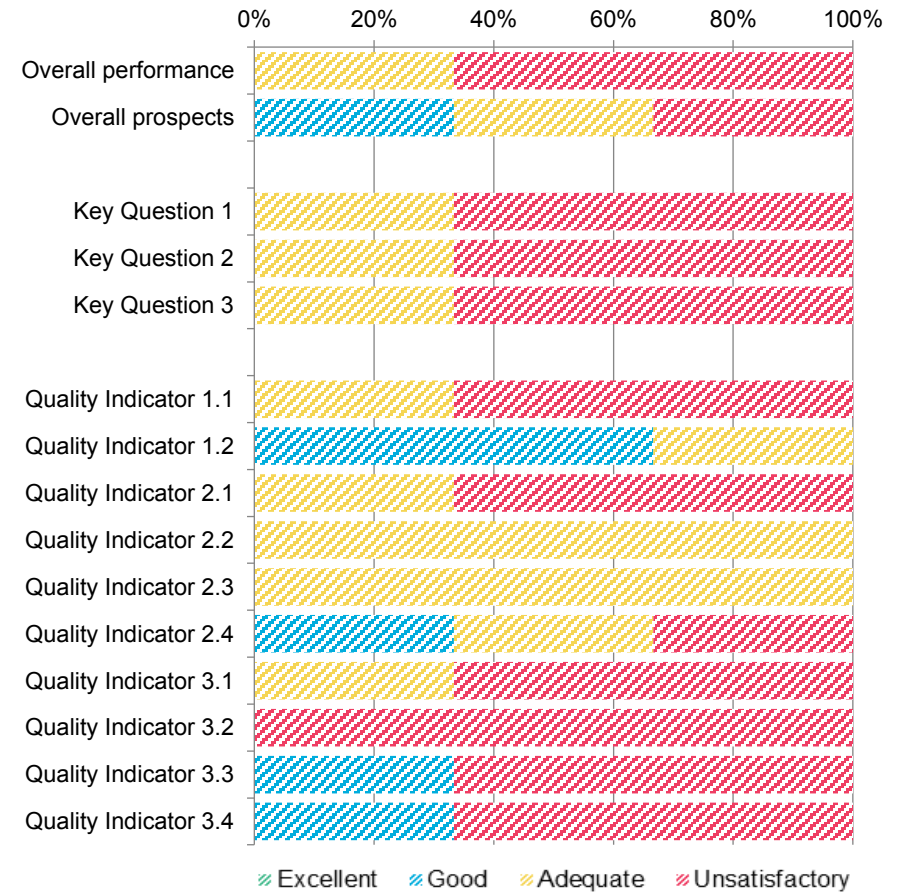
Number of inspections:		3			
	Excellent	Good	Adequate	Unsatisfactory	
Overall performance	0	1	0	2	
Overall prospects	1	0	2	0	
Key Question 1	0	1	1	1	
Key Question 2	0	1	2	0	
Key Question 3	0	1	0	2	
Quality Indicator 1.1	0	1	1	1	
Quality Indicator 1.2	0	3	0	0	
Quality Indicator 2.1	0	1	2	0	
Quality Indicator 2.2	0	1	2	0	
Quality Indicator 2.3	0	1	1	1	
Quality Indicator 2.4	0	3	0	0	
Quality Indicator 3.1	0	1	0	2	
Quality Indicator 3.2	0	1	0	2	
Quality Indicator 3.3	1	0	1	1	
Quality Indicator 3.4	0	1	1	1	



Inspection outcomes for local authority and education services for children and young people have not been included in the 'All providers' summary as the inspection framework is different for this sector. Please refer to the 'About Estyn' section of the Annual Report for more details.

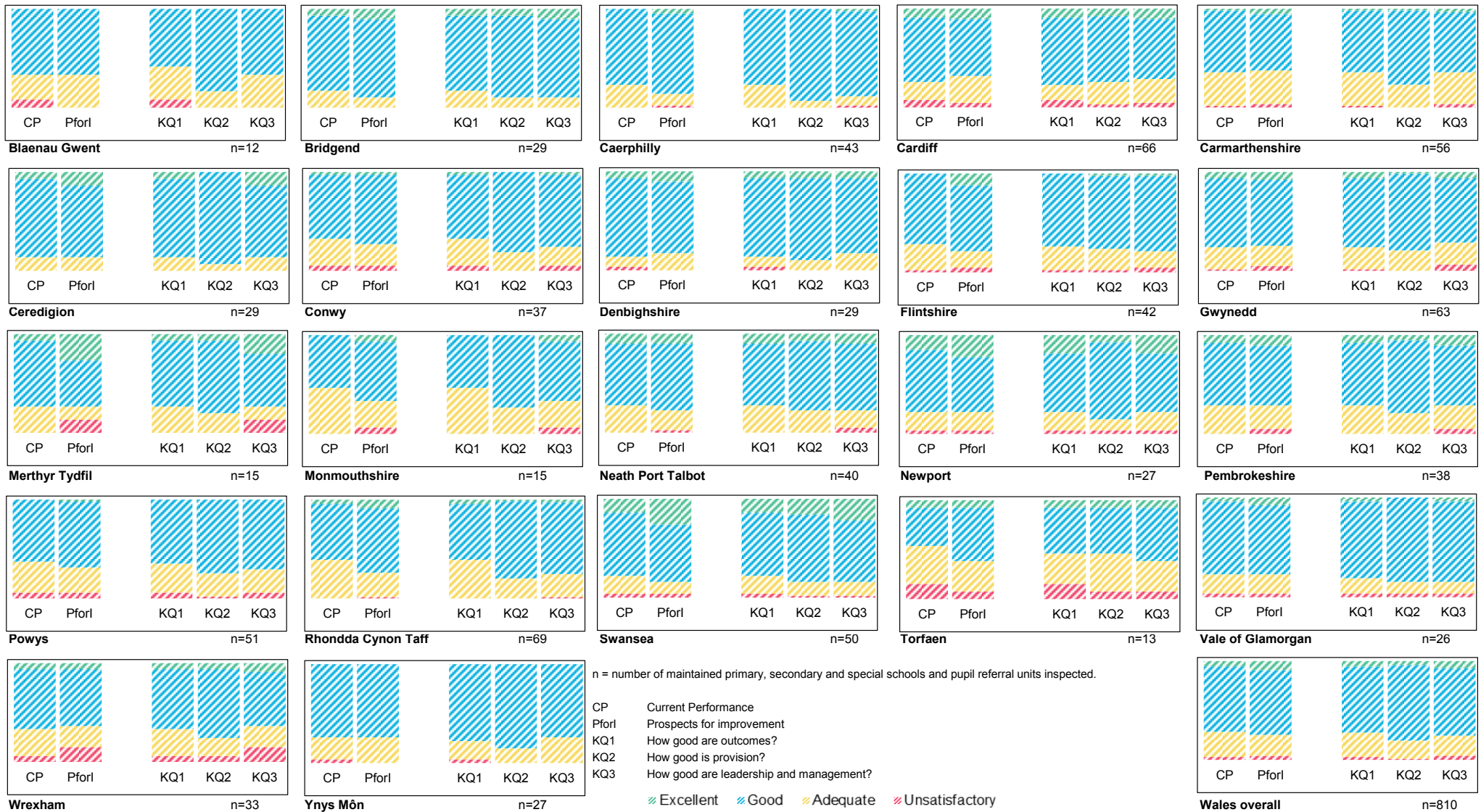
Distribution of inspection outcomes : Adult community learning providers, 2012-2013

Number of inspections:		3			
	Excellent	Good	Adequate	Unsatisfactory	
Overall performance	0	0	1	2	
Overall prospects	0	1	1	1	
Key Question 1	0	0	1	2	
Key Question 2	0	0	1	2	
Key Question 3	0	0	1	2	
Quality Indicator 1.1	0	0	1	2	
Quality Indicator 1.2	0	2	1	0	
Quality Indicator 2.1	0	0	1	2	
Quality Indicator 2.2	0	0	3	0	
Quality Indicator 2.3	0	0	3	0	
Quality Indicator 2.4	0	1	1	1	
Quality Indicator 3.1	0	0	1	2	
Quality Indicator 3.2	0	0	0	3	
Quality Indicator 3.3	0	1	0	2	
Quality Indicator 3.4	0	1	0	2	



Inspection outcomes for local authority and education services for children and young people have not been included in the 'All providers' summary as the inspection framework is different for this sector. Please refer to the 'About Estyn' section of the Annual Report for more details.

Performance of schools across all local authorities
The distribution of inspection grades awarded to schools for each key question in each local authority
2010-2011 to 2012-2013



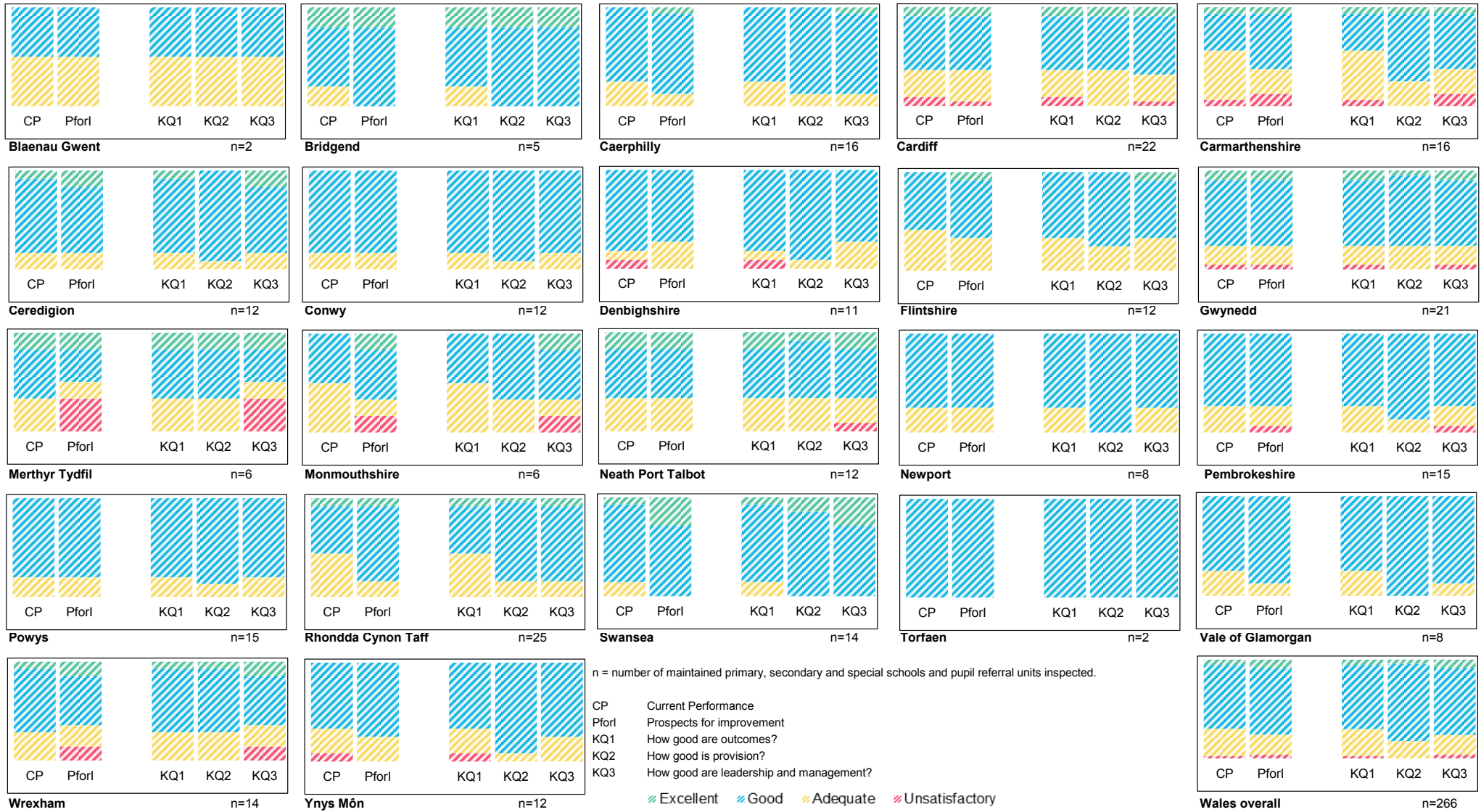
Performance of schools across all local authorities
The distribution of inspection grades awarded to schools for each key question in each local authority
2010-2011



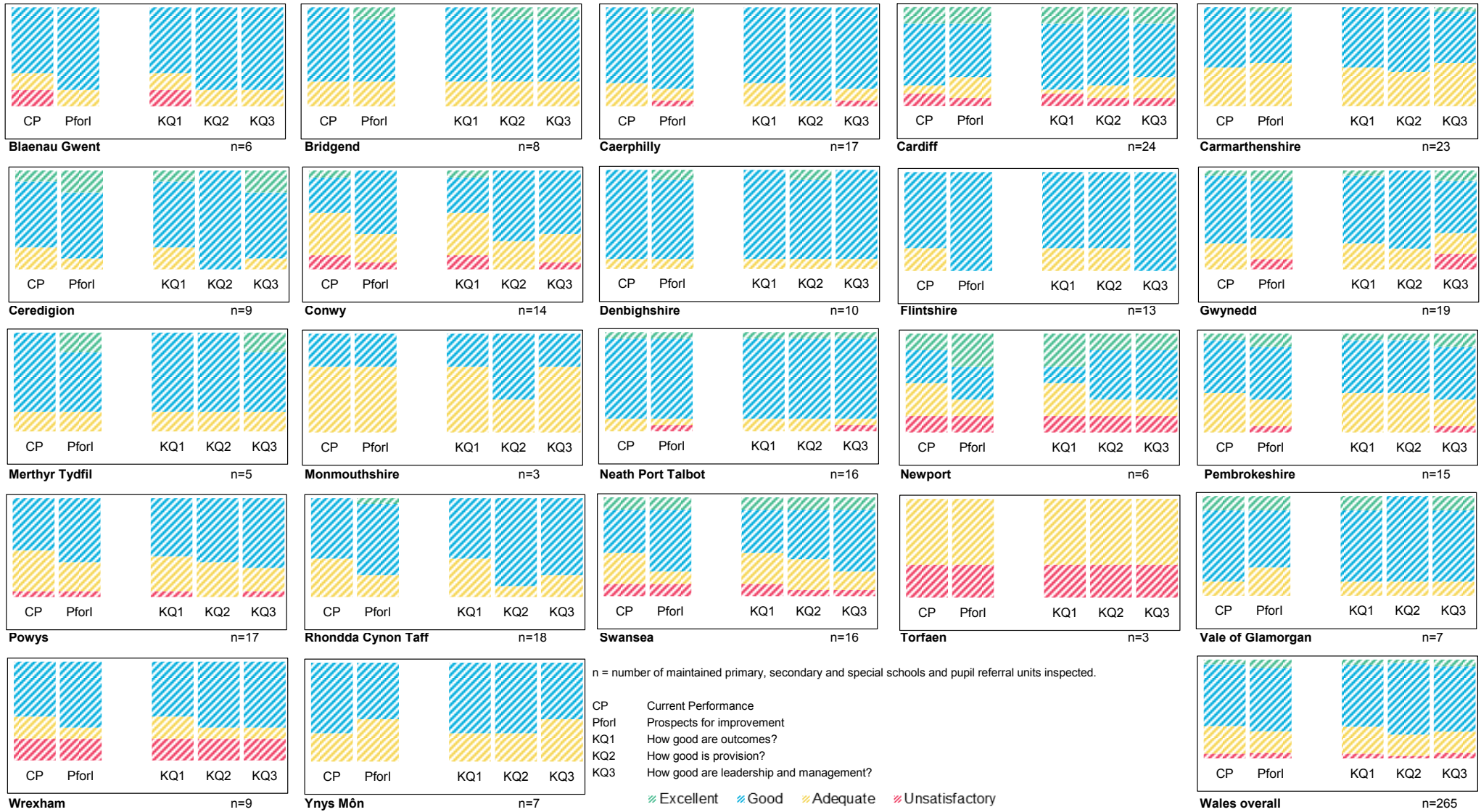
Performance of schools across all local authorities

The distribution of inspection grades awarded to schools for each key question in each local authority

2011-2012



Performance of schools across all local authorities
The distribution of inspection grades awarded to schools for each key question in each local authority
2012-2013



Outcomes of Estyn inspections 2012-2013
Local authority maintained schools

* Inspection report published in English only

E	Excellent	A	Adequate
G	Good	U	Unsatisfactory

Provider Number	Local Authority	Provider type	Provider name	Overall performance	Overall prospects	Key Question 1	Key Question 2	Key Question 3	Quality Indicator 1.1	Quality Indicator 1.2	Quality Indicator 2.1	Quality Indicator 2.2	Quality Indicator 2.3	Quality Indicator 2.4	Quality Indicator 3.1	Quality Indicator 3.2	Quality Indicator 3.3	Quality Indicator 3.4	
6772165	Blaenau Gwent	Primary	* Abertillery Primary School	G	G	G	G	G	G	E	G	G	E	G	G	G	E	G	
6772306	Blaenau Gwent	Primary	* Blaenycwm C. P. School	G	G	G	G	G	G	A	G	G	G	G	G	G	G	G	
6772253	Blaenau Gwent	Primary	* Cwm Primary School	G	G	G	G	G	G	G	A	G	G	G	G	G	G	G	
6773316	Blaenau Gwent	Primary	* St Joseph's Roman Catholic Primary School	G	G	G	G	G	G	G	A	G	G	G	A	G	G	G	
6773309	Blaenau Gwent	Primary	* St Mary's C in W Voluntary Aided School	A	G	A	G	G	A	G	A	G	G	G	A	G	A	G	
6774074	Blaenau Gwent	Secondary	* Abertillery Comprehensive School	U	A	A	A	A	U	A	A	A	A	G	A	G	A	U	
6722368	Bridgend	Primary	* Bryncethin Primary School	G	G	G	G	G	G	G	G	G	G	G	G	G	G	G	
6722086	Bridgend	Primary	* Brynmelyn Primary School	A	A	A	A	A	A	G	A	A	A	A	A	A	A	G	A
6722292	Bridgend	Primary	* Llangewydd Junior School	G	E	G	E	E	G	E	E	E	E	E	E	E	E	E	
6721017	Bridgend	Primary	* Pontycymer Nursery School	G	G	G	G	G	G	E	G	G	A	G	G	G	G	G	
6722342	Bridgend	Primary	* Tontu Primary School	G	G	G	G	G	G	G	G	G	G	G	G	G	G	G	
6724601	Bridgend	Secondary	* Archbishop McGrath Catholic High School	A	A	A	A	A	A	A	A	A	A	A	A	A	A	A	
6724071	Bridgend	Secondary	* Maesteg School	G	G	G	G	G	G	E	G	G	E	E	G	G	G	G	
6727012	Bridgend	Special	* Ysgol Bryn Castell	G	G	G	G	G	G	G	G	G	G	G	G	G	G	G	
6762256	Caerphilly	Primary	* Bryn Primary School	G	G	G	G	G	G	G	G	G	G	G	G	G	G	G	
6762061	Caerphilly	Primary	* Fleur de Lis Primary School	G	G	G	G	G	G	G	G	G	G	G	G	G	G	G	
6762108	Caerphilly	Primary	* Fochriw Primary School	A	A	A	G	A	A	G	G	G	G	G	A	A	G	A	
6762278	Caerphilly	Primary	* Greenhill Primary School	G	G	G	G	G	G	G	G	G	G	E	G	G	G	G	
6762145	Caerphilly	Primary	* Hendre Infants School	A	U	A	A	U	A	A	U	A	G	A	U	U	A	U	
6762158	Caerphilly	Primary	* Llancaeach Junior School	G	G	G	G	G	G	G	G	G	G	G	G	G	G	G	
6762171	Caerphilly	Primary	* Llanfabon Infants School	G	G	G	G	G	G	A	G	G	G	G	G	G	G	G	
6762058	Caerphilly	Primary	* Penganam Primary School	G	G	G	G	G	G	G	G	G	G	G	G	G	G	G	
6762105	Caerphilly	Primary	* Risca Primary School	G	G	G	G	G	G	G	G	G	G	G	G	G	G	G	
6762383	Caerphilly	Primary	* Trinant Primary School	G	G	G	G	G	G	G	G	G	G	G	G	G	G	G	
6762227	Caerphilly	Primary	* Ty Isaf Infant & Nursery School	G	G	G	G	G	G	G	G	G	G	G	G	G	G	G	
6762313	Caerphilly	Primary	* Ysgol Gymraeg Trelyn	G	G	G	G	G	G	G	G	G	G	G	G	G	G	G	
6762373	Caerphilly	Primary	* Ysgol Gynradd Gymraeg Cwm Gwyddlon	G	G	G	G	G	G	G	G	G	G	G	G	G	G	G	
6764093	Caerphilly	Secondary	* Bedwas High School	A	A	A	G	A	A	G	A	G	A	A	A	G	A	A	
6764032	Caerphilly	Secondary	* Pontllanfraith Comprehensive	G	G	G	G	G	G	G	A	G	G	G	G	G	G	G	
6764065	Caerphilly	Secondary	* St Cenydd School	A	G	A	G	G	A	G	G	A	G	G	G	A	G	A	
6767011	Caerphilly	Special	* Trinity Fields School & Resource Centre	G	E	G	G	G	G	G	G	G	G	G	G	E	G	G	
6812005	Cardiff	Primary	* Albany Primary School	G	G	G	G	G	G	G	G	G	G	G	G	A	G	G	
6812153	Cardiff	Primary	* Bryn Deri Primary School	G	G	G	G	G	G	G	G	G	G	G	G	G	G	G	
6812017	Cardiff	Primary	* Fairwater Primary School	A	A	A	G	A	A	A	G	G	G	G	A	A	G	A	
6812328	Cardiff	Primary	* Glyncoed Primary School	G	G	G	G	G	G	G	G	G	G	G	G	G	G	G	
6812094	Cardiff	Primary	* Llanedeyrn Primary School	G	G	G	G	G	G	A	G	G	G	E	G	G	G	G	
6812326	Cardiff	Primary	* Marlborough Primary School	G	G	G	G	G	G	G	A	G	G	G	G	G	G	G	
6812001	Cardiff	Primary	* Millbank Primary School	G	G	G	G	G	G	G	G	G	G	G	G	G	G	G	
6812037	Cardiff	Primary	* Moorland Primary	G	G	G	G	G	G	G	G	G	G	G	G	G	G	G	
6812084	Cardiff	Primary	* Mount Stuart Primary	E	E	E	G	E	E	G	G	E	E	E	E	E	E	E	
6812096	Cardiff	Primary	* Springwood Primary School	G	A	G	G	A	G	G	G	G	G	G	A	A	G	G	
6813375	Cardiff	Primary	* St Francis V.A. Primary School	G	G	G	G	G	G	G	A	G	G	G	G	G	G	G	
6813355	Cardiff	Primary	* St Mary The Virgin C.I.W. Primary School	E	E	E	G	E	E	G	G	G	E	E	E	E	E	E	
6813332	Cardiff	Primary	* St Patrick's R.C. Primary School	G	G	G	G	G	G	A	G	G	G	G	G	G	G	G	
6813334	Cardiff	Primary	* St Peter's R.C. Primary School	G	A	G	A	A	G	G	A	A	G	A	U	G	G	G	
6813374	Cardiff	Primary	* St Philip Evans R.C. Primary School	E	E	E	E	E	E	E	E	E	G	G	E	G	G	E	
6812111	Cardiff	Primary	* Ysgol Gynradd Gwaelod y Garth Primary School	G	G	G	G	G	G	G	G	G	G	G	G	G	G	G	
6812323	Cardiff	Primary	* Ysgol Gynradd Gymraeg Pen-y-Groes	A	A	G	A	A	G	G	A	A	G	A	A	A	A	A	
6814039	Cardiff	Secondary	* Cardiff High School	E	E	E	E	E	E	E	E	E	E	E	E	E	E	E	
6814054	Cardiff	Secondary	* Cathays High School	G	G	G	G	G	G	G	G	E	G	G	G	G	G	G	
6814052	Cardiff	Secondary	* Llanrunney High School	U	U	U	U	U	U	U	U	U	A	U	U	A	U	U	
6814600	Cardiff	Secondary	* St Illtyds R.C. High School	U	U	U	A	U	U	A	A	U	A	G	U	U	A	U	
6814041	Cardiff	Secondary	* Willows High School	U	A	U	A	U	U	A	U	A	A	A	A	A	A	U	
6817001	Cardiff	Special	* Greenhill Special School	G	G	G	G	G	G	G	G	G	G	G	G	G	G	G	
6817019	Cardiff	Special	* The Hollies Special School	G	G	G	G	G	G	E	E	G	G	G	G	G	E	G	
6691000	Cardiff	Special	* The Hollies Special School	G	G	G	G	G	G	E	E	G	G	G	G	G	G	G	
6692043	Cardiff	Special	* The Hollies Special School	A	G	A	G	A	A	G	A	G	G	G	G	A	G	G	
6692390	Cardiff	Special	* The Hollies Special School	G	E	G	G	E	G	G	G	G	G	G	E	E	G	G	
6692381	Cardiff	Special	* The Hollies Special School	G	G	G	G	G	G	G	G	G	G	G	G	G	G	G	
6692152	Cardiff	Special	* The Hollies Special School	G	A	G	A	A	G	A	A	A	A	A	A	A	A	A	
6693013	Cardiff	Special	* The Hollies Special School	A	A	A	A	A	A	A	A	A	A	A	A	A	A	A	
6693004	Cardiff	Special	* The Hollies Special School	A	G	A	A	A	A	G	A	A	A	A	A	A	A	A	
6692003	Cardiff	Special	* The Hollies Special School	G	A	G	A	A	G	G	A	A	A	A	A	A	A	A	
6693321	Cardiff	Special	* The Hollies Special School	A	A	A	A	A	A	A	A	A	A	A	A	A	A	A	
6692189	Cardiff	Special	* The Hollies Special School	A	A	A	A	A	A	A	A	A	A	A	A	A	A	A	
6692065	Cardiff	Special	* The Hollies Special School	A	A	A	A	A	A	A	A	A	A	A	A	A	A	A	
6692180	Cardiff	Special	* The Hollies Special School	G	G	G	G	G	G	G	G	G	G	G	G	G	G	G	
6692384	Cardiff	Special	* The Hollies Special School	G	G	G	G	G	G	G	G	G	G	G	G	G	G	G	
6692170	Cardiff	Special	* The Hollies Special School	G	A	G	G	A	G	A	G	G	G	A	A	G	G	G	
6692071	Cardiff	Special	* The Hollies Special School	A	A	A	A	A	A	A	A	A	A	A	U	A	A	A	
6692184	Cardiff	Special	* The Hollies Special School	G	G	G	G	G	G	G	G	G	G	A	A	G	G	G	
6692024	Cardiff	Special	* The Hollies Special School	G	G	G	G	G	G	G	G	G	G	G	G	G	G	G	
6693026	Cardiff	Special	* The Hollies Special School	G	G	G	G	G	G	G	G	G	G	G	G	G	G	G	
6692182	Cardiff	Special	* The Hollies Special School	G	G	G	G	G	G	G	G	G	G	G	G	G	G	G	
6692098	Cardiff	Special	* The Hollies Special School	A	A	A	A	A	A	A	A	A	A	A	A	A	A	A	
6694600	Cardiff	Special	* The Hollies Special School	G	G	G	G	G	G	A	G	A	G	G	G	A	E	G	
6694029	Cardiff	Special	* The Hollies Special School	G	G	G	G	G	G	E	A	G	G	G	A	G	G	G	
6694052	Cardiff	Special	* The Hollies Special School	A	A	A	G	A	A	G	G	A	G	G	A	A	G	A	
6672291	Cardiff	Special	* The Hollies Special School	G	G	G	G	G	G	G	G	G	G	G	G	G	G	G	
6672319	Cardiff	Special	* The Hollies Special School	G	A	G	A	A	G	A	G	A	G	A	A	A	A	A	
6672337	Cardiff	Special	* The Hollies Special School	G	G	G	G	G	G	G	G	G	G	G	G	G	G	G	
6672328	Cardiff	Special	* The Hollies Special School	E	E	E	G	E	E	E	E	G	E	G	E	E	E	E	

6672364	Ceredigion	Primary	Ysgol Gynradd Gymunedol Aberbanc	G G	G G G	G G G G G G G G G G
6672313	Ceredigion	Primary	Ysgol Gynradd Penllwyn	G G	G G G	G G G G G G G G G G
6674059	Ceredigion	Secondary	Ysgol Gyfun Dyffryn Teifi	A G	A G G	A G G G G G G G A G A
6674046	Ceredigion	Secondary	Ysgol Uwchradd Treqaron	A G	A G G	A G G G G G G G A G G A
6671103	Ceredigion	PRU	Ceredigion Pupil Referral Unit	G E	G G E	G E G G E G E G E G
6622101	Conwy	Primary	Ysgol Babanod Glan y Mor	A A	A A A	A G A A G G G A G A
6623302	Conwy	Primary	Ysgol Bodafon	A A	A G A	A G G A G G A A G A
6622038	Conwy	Primary	Ysgol Deganwy	G G	G G G	G G G G G G G G G G
6622044	Conwy	Primary	Ysgol Ffordd Dyffryn	U U	U A U	U A U A A G G U U A U
6622002	Conwy	Primary	Ysgol Gynradd Dolgarrog	A G	A G G	A G G G G G G G G G
6622043	Conwy	Primary	Ysgol Gynradd Dolwyddelan	A G	A G G	A G G A G G G G G A
6622117	Conwy	Primary	Ysgol Nant y Coed	G G	G G G	G G G G G G G G G G
6625201	Conwy	Primary	Ysgol Pen Y Bryn	A G	A A G	A G A A G G A G G A
6623340	Conwy	Primary	Ysgol Y Plas	G G	G G G	G G G G G G G G A G
6621108	Conwy	PRU	Bryn-y-Maen Education Centre	G G	G G G	G G G G G G G G G G
6621102	Conwy	PRU	Gyffin Education Centre	A A	A G A	A A A A G G A A G G
6621100	Conwy	PRU	North Wales Adolescent Service (NWAS)	E G	E G G	E E G G E E G G E G
6621103	Conwy	PRU	Penrhos Avenue Alternative Education Service	G G	G G G	G G G G G G G G G G
6621104	Conwy	PRU	Yr Wyddfid Education Centre	U A	U A A	U U G A A G U A G U
6632265	Denbighshire	Primary	Bodnant Community School	A A	A A A	A G A A G G A A G A
6632255	Denbighshire	Primary	Rhos Street C.P. School	G E	G G G	G G G G G G G G G G
6632072	Denbighshire	Primary	Ysgol Bryn Hedydd	G G	G G G	G G G G G G G G G G
6632163	Denbighshire	Primary	Ysgol Clocaenog	G G	G G G	G G G G G G G G G G
6632098	Denbighshire	Primary	Ysgol Esgob Morgan	G G	G G G	G G G A G G G A G G
6632263	Denbighshire	Primary	Ysgol Gymraeg Y Gwernant	G G	G G G	G G G G G G G G G G
6632039	Denbighshire	Primary	Ysgol Llywelyn	G G	G G G	G G G G G G G G G G
6632227	Denbighshire	Primary	Ysgol y Llŷs	G G	G E G	G E E G E E G G G G
6634601	Denbighshire	Secondary	Blessed Edward Jones R.C. School	G G	G G G	G G G G G G G G G G
6634020	Denbighshire	Secondary	Ysgol Uwchradd Glan Cwyt	G G	G G G	G G G G G G G G G G
6642084	Flintshire	Primary	Abermorddu C.P. School	G G	G G G	G G G G G G G G G G
6642268	Flintshire	Primary	Broughton Primary School	G G	G G G	G G G G G G G G G G
6642052	Flintshire	Primary	Bryn Deva C.P. School	G G	G G G	G G G G G G G G G G
6642032	Flintshire	Primary	Northop Hall C.P. School	A G	A A G	A G A A G G G G G A
6642041	Flintshire	Primary	Sealand C.P. School	G G	G G G	G G G G G G G G G G
6643311	Flintshire	Primary	St. Anthony's Catholic Primary School	G G	G G G	G G G G G G G G G G
6642043	Flintshire	Primary	Sychedyn C.P. School	A G	A A G	A G A A G A G A G A
6642004	Flintshire	Primary	Westwood Community Primary School	A G	A A G	A G G A G A G G G A
6642040	Flintshire	Primary	Wood Memorial C.P. School	G G	G G G	G G G G G G G G G G
6642044	Flintshire	Primary	Ysgol Gynradd Trelogan	G G	G G G	G G A G G G G G G G
6642267	Flintshire	Primary	Ysgol Mynydd Isa	G G	G G G	G G G A G G G A G G
6643320	Flintshire	Primary	Ysgol Y Llan, Whitford V.A.C.I.W. Primary School	G G	G G G	G G G G G G G G G G
6644018	Flintshire	Secondary	Ysgol Maes Garmon	G G	G G G	G G G G G G G G G G
6612017	Gwynedd	Primary	Ysgol Brynaerau	G G	G G G	G G G G G G G G G G
6612042	Gwynedd	Primary	Ysgol Dolbadarn	G G	G G G	G G G G G G G G G G
6612192	Gwynedd	Primary	Ysgol Edmwnd Prys	G G	G G G	G G G G G G G G G G
6612051	Gwynedd	Primary	Ysgol Glanadda	A U	A A U	A G A G A A U U A A
6612116	Gwynedd	Primary	Ysgol Gllancegin	G G	A G G	A E G G G G G G G G
6612085	Gwynedd	Primary	Ysgol Gymuned Penisarwaun	G G	G G G	G G G G G G G G G G
6612011	Gwynedd	Primary	Ysgol Gynradd Bethel	G G	G G G	G G G G G G G G G G
6612036	Gwynedd	Primary	Ysgol Gynradd Chwilog	A A	A A U	A A A A U A U A A A
6612196	Gwynedd	Primary	Ysgol Gynradd Llanegryn	G A	G G A	G G A A G G G A A G
6612215	Gwynedd	Primary	Ysgol Ieuan Gwynedd	G A	G G G	G G G G G G G G A G
6612066	Gwynedd	Primary	Ysgol Llanybi	G G	G G G	G G G G G G G G G G
6612093	Gwynedd	Primary	Ysgol Pentreuchaf	G G	G G G	G G G G G G G G G G
6613004	Gwynedd	Primary	Ysgol Pont y Gof	G G	G G G	G G G G G G G G G G
6612219	Gwynedd	Primary	Ysgol Tanycastell	A G	A G A	A G A G G G G A G A
6612123	Gwynedd	Primary	Ysgol Y Garnedd	G E	G G E	G G G G E G E E G G
6612119	Gwynedd	Primary	Ysgol yr Hendre	A U	A A U	G G A A G G U U G A
6614004	Gwynedd	Secondary	Ysgol Brynrefail	A A	A A A	A G A A G A A A G A
6614002	Gwynedd	Secondary	Ysgol Dyffryn Ogwen	E E	E G E	E G G E G G E G E E
6617002	Gwynedd	Special	Ysgol Pendalar	G G	G G A	G G G G G G G A G G
6752054	Merthyr Tydfil	Primary	Bedlinog Community Primary School	A A	A A A	A A A A G G A A G A
6753307	Merthyr Tydfil	Primary	St Aloysius Primary School	G G	G G G	G A A G G A A G G G
6753300	Merthyr Tydfil	Primary	St Illtyds R.C. Primary School	G E	G G E	G G G G G G G E E G
6752231	Merthyr Tydfil	Primary	Trelewis Primary School	G G	G G G	G G G G G G G G G G
6752039	Merthyr Tydfil	Primary	Ynysowen Community Primary School	G G	G G G	G G G G G G G G E G
6792320	Monmouthshire	Primary	Deri View Primary	A A	A A A	A G A A G G G G A U
6793032	Monmouthshire	Primary	Osbaston C.I.W. School	A G	A G G	A G A G G G G G G A
6792303	Monmouthshire	Primary	The Dell Primary School	G A	G G A	G G A G G G A A G G
6712100	Neath Port Talbot	Primary	Alltwn Primary School	A U	A A U	A G A A A G U U G A
6712118	Neath Port Talbot	Primary	Clun Primary School	G G	G G G	G G G G G G G G G G
6712148	Neath Port Talbot	Primary	Glyncorwg Primary School	G G	G G G	G G G G G G G G G G
6712178	Neath Port Talbot	Primary	Langiwa Primary School	G G	G G G	G G G G G G G G G G
6712228	Neath Port Talbot	Primary	Melin Infant School	G G	G G G	G G G G G G G G G G
6713310	Neath Port Talbot	Primary	St Joseph's Infant School	G G	G G G	G G G G G G G A G G
6713316	Neath Port Talbot	Primary	St Joseph's Junior School	G G	G A G	G G A A G G G G G G
6712221	Neath Port Talbot	Primary	Waucaerch Primary School	G G	G G G	G G G G G G G G G G
6712193	Neath Port Talbot	Primary	Ynysmaerdy Primary School	G G	G G G	G G G G G G G G G G
6712158	Neath Port Talbot	Primary	Ysgol GG Rhos-Afan	A G	A G G	A A G A G G G G G A
6712128	Neath Port Talbot	Primary	Ysgol GGD Cwmllynfell	G G	G G G	G G G G G G G G G G
6712168	Neath Port Talbot	Primary	Ysgol Gynradd Gymraeg Castell-nedd	G G	G G G	G G G G G G G G G G
6714065	Neath Port Talbot	Secondary	Cwm-tawe Community School	E E	E E E	E E G E E E E E G E
6714601	Neath Port Talbot	Secondary	St Joseph's Catholic School and 6th Form Centre	G A	G G A	G G G G G G G A G A
6714060	Neath Port Talbot	Secondary	Ysgol Gyfun Ystalyfera	G G	G G G	G G G G G G G G G G
6717005	Neath Port Talbot	Special	Ysgol Hendre Residential School	G G	G G G	G G G G G G G G G G
6802004	Newport	Primary	Crindau Primary School	A G	A G G	A G G G G G G G G A
6801001	Newport	Primary	Kimberley Nursery School	G G	G G G	G G G G G G G G A G
6802258	Newport	Primary	Mount Pleasant Primary	G E	E G G	E G G G G G G E G G
6804026	Newport	Secondary	Liswerry High School	A A	A A A	A A A A A G A A A A
6804602	Newport	Secondary	St Joseph's R.C. High School	E E	E E E	E E E E E E E E E E
6801100	Newport	PRU	Cylchdroi PRU	U U	U U U	U A U U U A U U G U

6683035	Pembrokeshire	Primary	Cilgerran VC Primary School	A U	A A U	A A A A A G U U A A
6683040	Pembrokeshire	Primary	Cleddau Reach VC Primary School	G G	G G G	G G G G G G G A G G
6682214	Pembrokeshire	Primary	Fenton Primary	G E	G G E	G E G G E E E E E E
6683057	Pembrokeshire	Primary	Hubberston V.C. School	G G	G G G	G G G G G G G G G G
6682219	Pembrokeshire	Primary	Orielton C.P. School	G G	G G G	G G G G G G G G G G
6682250	Pembrokeshire	Primary	Puncheston School	G G	G G G	G G G G G G G G G G
6683319	Pembrokeshire	Primary	St Teilos Catholic Primary School	G G	G G G	G G G G G G G G G G
6682262	Pembrokeshire	Primary	Tenby Junior Community School	A A	A A A	A G A A G A A A A A
6682253	Pembrokeshire	Primary	Ysgol Gynradd Llandudoch	G G	G G G	G G G G G G G G A G
6682212	Pembrokeshire	Primary	Ysgol Gynradd Sirol Wdigi	A A	A A A	A G A A G G A A G A
6682231	Pembrokeshire	Primary	Ysgol Llanychlwydog	G G	G G G	G G G A G G G G G G
6684038	Pembrokeshire	Secondary	Pembroke School	A G	A A G	A G A A G G G G G A
6684511	Pembrokeshire	Secondary	Tasker-Milward V.C. School	A A	A A A	A U A A A A A U A A
6684034	Pembrokeshire	Secondary	Ysgol Dewi Sant	A A	A A A	A G A U A G U A G A
6687001	Pembrokeshire	Special	Portfield Special School	E E	E E E	E G E E G G E E E E
6662002	Powys	Primary	Abermule Primary School	G G	G G G	G G G G G G G G G G
6663317	Powys	Primary	Archdeacon Griffiths C.I.W. Primary School	A A	A G A	A G G A G G A A G A
6662008	Powys	Primary	Caerws C.P. School	A A	A A A	A G A A A G A G A A
6662066	Powys	Primary	Franksbridge C.P. School	G G	G G G	G G G G G G G G G G
6662116	Powys	Primary	Hay-On-Wye C.P. School	A A	A A A	A G A A G G A A G A
6662020	Powys	Primary	Llandinam C.P. School	G G	G G G	G G G G G G G G G G
6663046	Powys	Primary	Llangedwyn C.I.W. School	G G	G G G	G G A G G G G G G G
6662146	Powys	Primary	Llanrhaeadr Ym Mochnant C.P. School	A G	G A G	G G A A A G G G G G
6662060	Powys	Primary	Maesyhandir C.P. School	A A	A A A	A G A A G G A A G A
6662080	Powys	Primary	Mount Street Infants	G G	G G G	G G G G G G G G G G
6662074	Powys	Primary	Rhosgoch C.P. School	G A	G A G	G G A A G G G G A G
6663301	Powys	Primary	St Michael's C.I.W. School	G G	G G G	G G G G G G G G G G
6662062	Powys	Primary	Trewen C.P. School	A G	A G G	A G G G G G G G G G
6662044	Powys	Primary	Ysgol Dyffryn Trannon	A G	A G G	A G A G G G G G A G
6664024	Powys	Secondary	Crickhowell High School	G G	G G G	G G G A G G G G A G
6664014	Powys	Secondary	John Beddoes School	U U	U A U	U A A A A G U U A U
6667002	Powys	Special	Ysgol Cedewain	G G	G G G	G G G G G G G G G G
6743317	Rhondda Cynon Taf	Primary	Aberdare Town C.I.W. Primary School	G G	G G G	G G A G G G G A G G
6742084	Rhondda Cynon Taf	Primary	Capcoch Primary School	G E	G G G	G G G G G G G E G G
6742092	Rhondda Cynon Taf	Primary	Cymmer Junior School	A G	A G G	A G A G G G G G G A
6742374	Rhondda Cynon Taf	Primary	Gwaunmeisyn Primary School	A A	A G A	A G G G G G A A G A
6742127	Rhondda Cynon Taf	Primary	Hafod Primary School	G G	G G G	G G G G G G G G G G
6742370	Rhondda Cynon Taf	Primary	Hendreforgan Community Primary School	G G	G G G	G G G G G G G G G G
6742263	Rhondda Cynon Taf	Primary	Maesybryn Primary School	G G	G G G	G G G G G G G G G G
6742045	Rhondda Cynon Taf	Primary	Oaklands Primary School	G G	G G G	G G G G G G G G G G
6743309	Rhondda Cynon Taf	Primary	Our Lady's R.C. Primary School	A A	A A A	A G A A G G A A G A
6742137	Rhondda Cynon Taf	Primary	Parc Lewis Primary School	A G	A G G	A G A G G G G G G A
6742167	Rhondda Cynon Taf	Primary	Rhigos Primary School	A G	A G G	A G G A G G G G G A
6742222	Rhondda Cynon Taf	Primary	Ton Pentre Junior School	G G	G G G	G G G G G G G G G G
6742182	Rhondda Cynon Taf	Primary	Trallwng Infants School	G G	G G G	G G G G G G G G G G
6742258	Rhondda Cynon Taf	Primary	Williamstown Primary School	G G	G G G	G A G G G G E G G G
6742351	Rhondda Cynon Taf	Primary	YGGG Llantrisant	G G	G G G	G G G G G G G G G G
6742356	Rhondda Cynon Taf	Primary	Ysgol Gynradd Gymraeg Bodringallt	G A	G G A	G G G G A A A A G G
6742287	Rhondda Cynon Taf	Primary	Ysgol Gynradd Gymraeg Ynyswen	A A	A A A	A A A A G A A A G A
6744054	Rhondda Cynon Taf	Secondary	Ysgol Gyfun Garth Olwg	A G	A G G	A G G G G G G G A G
6702005	Swansea	Primary	Brynhyfrd Infants School	G G	G G G	G A G G G G G G G G
6702109	Swansea	Primary	Cila Primary School	G G	G G G	G G G G G G G G G G
6702069	Swansea	Primary	Clwyd Community Primary School	A G	A G G	A G G G G G G G G G
6702014	Swansea	Primary	Cwmrhydyceirw Primary School	G G	G G G	G G G G G G G G G G
6702237	Swansea	Primary	Dunvant Primary	A A	A A A	A A A A G G A A G A
6702021	Swansea	Primary	Gendros Primary School	G G	G G G	G G G G G G G G G G
6702042	Swansea	Primary	Oystermouth Primary School	G G	G G G	G G G G G G G G G G
6702241	Swansea	Primary	Pentre'r Graig Primary School	A G	A A G	A G A A G G G G G A
6702075	Swansea	Primary	Portmead Primary School	A U	A A A	A G A A G G A U G A
6702084	Swansea	Primary	Trailwn Primary School	G G	G G G	G G G G G G G E G G
6702067	Swansea	Primary	Waun Wen Primary School	A G	A G G	A A G A G A G A G A
6702065	Swansea	Primary	Waunarlwydd Primary School	G G	G G G	G E G G G G G G G G
6704069	Swansea	Secondary	Bishopston Comprehensive School	E E	E E E	E E G E E E E G G E
6704043	Swansea	Secondary	Pentrefhafod School	U A	U A A	U A A A G G A U A U
6704078	Swansea	Secondary	Ysgol Gyfun Gymraeg Bryn Tawe	E E	E E E	E E E E E G E E E E
6701102	Swansea	PRU	Key Stage 4 Education Centre	U U	U U U	U A U A U U U U A U
6782326	Torfaen	Primary	Nant Celyn Primary School	A A	A A A	A G A A A G G A A G
6781013	Torfaen	Primary	Two Locks Nursery School	A A	A A A	A G A A A G A A G A
6784050	Torfaen	Secondary	Llantarnam School	U U	U U U	U U A U U U U U A U
6731011	Vale of Glamorgan	Primary	Coogan Nursery School	G G	G G G	G E E G G E G G E G
6732116	Vale of Glamorgan	Primary	Dinas Powys Infants	E G	E G G	E G G G G G G G G G
6733047	Vale of Glamorgan	Primary	Peterston Super Ely C.I.W. Primary	G G	G G G	G G G G G G G G G G
6732165	Vale of Glamorgan	Primary	Ysgol Iolo Morganwg	G E	G G E	G G G G G G E E E G
6734061	Vale of Glamorgan	Secondary	Barry Comprehensive School	G G	G G G	G A G A G G G G G G
6734067	Vale of Glamorgan	Secondary	St Cyres Comprehensive School	A A	A A A	A A A A G G A A G A
6731112	Vale of Glamorgan	PRU	Vale of Glamorgan Key Stage 3 & 4 PRU	G A	G G G	G A G G A G G A G A
6653338	Wrexham	Primary	All Saints Primary School	G A	G G A	G G G A G G A A G G
6652176	Wrexham	Primary	Brynteg County School	G G	G G G	G G G G G G G G G G
6653036	Wrexham	Primary	Pentre Church in Wales Controlled Primary School	G G	G G G	G G G G G G G G G G
6653343	Wrexham	Primary	St Anne's Catholic Primary School	A G	A G G	A G G G G G G G G G
6653334	Wrexham	Primary	St Mary's R.C. Primary School	G G	G G G	G G G G G G G G G G
6652224	Wrexham	Primary	Ysgol Bryn Tabor	G G	G G G	G G G G G G G G G G
6652200	Wrexham	Primary	Ysgol Rhostyllen	G G	G G G	A G G A G A G G G A
6654049	Wrexham	Secondary	Ysgol Clywedog	U U	U U U	U A U U A G U U A U
6654048	Wrexham	Secondary	Ysgol Rhosnesni	U U	U U U	U U A U A U U U A U
6602146	Ynys Môn	Primary	Llanbedrgoch Primary School	G G	G G G	G G G G G G G G G G
6602226	Ynys Môn	Primary	Ysgol Corn Hir	G G	G G G	G E E G G G G E G G
6602145	Ynys Môn	Primary	Ysgol Gymuned Moelfre	A A	A A A	A A A A A G A A A A
6602138	Ynys Môn	Primary	Ysgol Gynradd Cemaes	A A	A A A	A G A A A G A A G A
6602150	Ynys Môn	Primary	Ysgol Gynradd Llanfachraeth	G G	G G G	G G G G G G G G G G
6602171	Ynys Môn	Primary	Ysgol Llaingoch	G A	G G A	G G G G G G A A G G
6602173	Ynys Môn	Primary	Ysgol y Tywyn	G G	G G G	G G G G G G G G G G

Non-maintained nursery settings 2012-2013

* Inspection report published in English only

E Excellent
G Good
A Adequate
U Unsatisfactory

Provider name	Local authority	Overall performance	Overall prospects	Key Question 1	Key Question 2	Key Question 3	Quality Indicator 1.1	Quality Indicator 1.2	Quality Indicator 2.1	Quality Indicator 2.2	Quality Indicator 2.3	Quality Indicator 2.4	Quality Indicator 3.1	Quality Indicator 3.2	Quality Indicator 3.3	Quality Indicator 3.4
* Little Footsteps Nursery	Bridgend	G	G	G	G	G	G	G	G	G	G	G	G	G	G	G
* Footsteps Day Nursery & Children's Centre	Caerphilly	G	G	G	G	G	G	G	G	G	G	G	G	G	G	G
* Young Explorers	Caerphilly	A	A	A	G	A	A	G	G	G	G	G	A	A	G	G
Cylch Meithrin Pili Pala	Cardiff	G	E	G	G	E	G	E	G	G	E	E	E	E	E	E
Cylch Meithrin Trelai	Cardiff	G	G	G	G	G	G	G	G	E	G	E	G	G	G	G
Cylch Meithrin Y Parc	Cardiff	G	G	G	G	G	G	G	A	A	G	G	G	G	G	G
Cylch Meithrin Camau Tirion	Cardiff	G	G	-	G	G	-	-	G	G	G	G	G	G	G	G
Cylch Meithrin Geler	Cardiff	G	G	G	G	G	G	G	G	G	G	G	G	G	G	G
Cylch Meithrin Moriah	Cardiff	G	A	-	G	A	-	-	G	A	G	G	A	A	G	G
Cylch Meithrin Porth Tywyn	Cardiff	G	G	G	G	G	G	G	G	G	G	G	G	G	G	G
Cylch Meithrin Pum Heol	Cardiff	G	G	-	G	G	-	-	G	G	G	G	G	G	G	G
* CM Mes Bach / Little Acorns	Ceredigion	G	G	G	A	G	G	G	A	A	G	G	G	G	G	G
Cylch Meithrin Aberbanc	Ceredigion	G	G	-	G	G	-	-	G	G	G	G	G	G	G	G
Cylch Meithrin Aberporth MYM	Ceredigion	G	G	G	G	G	G	G	G	G	G	G	G	G	G	G
Cylch Meithrin Llanarth	Ceredigion	G	G	G	G	G	G	G	G	G	G	G	G	G	G	G
Cylch Meithrin Llangeitho	Ceredigion	G	G	G	G	G	G	G	G	G	G	G	G	G	G	G
Cylch Meithrin Llanilar	Ceredigion	G	G	G	G	G	G	G	G	G	G	G	G	G	G	G
Cylch Meithrin Liechryd	Ceredigion	G	G	G	G	G	G	G	G	G	G	G	G	G	G	G
Cylch Meithrin Penparc	Ceredigion	G	G	G	G	G	G	G	G	G	G	G	G	G	G	G
Cylch Meithrin Talymbont	Ceredigion	G	G	G	G	G	G	G	G	G	G	G	G	G	G	G
Cylch Meithrin Trawsgoed	Ceredigion	G	G	-	G	G	-	-	G	G	G	G	G	G	G	G
Gofal Plant Gogerddan	Ceredigion	G	E	G	G	E	G	E	G	G	E	E	E	E	E	E
Gwdihws Day Nursery	Ceredigion	G	G	G	G	G	G	G	G	G	G	G	G	G	G	G
Meithrinfa Ddydd Camau Bach	Ceredigion	G	G	G	G	G	G	G	G	G	G	G	G	G	G	G
Penglais Nursery	Ceredigion	G	G	-	G	G	-	-	G	G	E	G	G	G	G	G
* St Padarn's Playgroup and Nursery	Ceredigion	G	A	G	G	G	G	G	A	G	G	G	A	G	G	G
Trefeurig MYM	Ceredigion	G	G	G	G	G	G	G	A	G	G	G	G	G	G	G
* Abergele Play Group "Little Stars"	Conwy	G	G	-	G	G	-	-	G	G	G	G	G	G	G	G
Cylch Meithrin Dolgarrog	Conwy	G	G	-	G	G	-	-	G	G	G	G	G	G	G	G
* Deganwy Play Group	Conwy	G	G	-	G	G	-	-	G	G	G	G	G	G	G	G
* Llandulas Play Group	Conwy	G	G	-	G	G	-	-	G	G	G	G	G	G	G	G
Princess Road Pre-School	Conwy	G	G	G	G	G	G	G	G	G	E	G	G	G	G	G
Springfield @ Conwy	Conwy	G	G	G	G	G	G	G	A	G	G	G	G	G	G	G
* St Joseph's Play Group	Conwy	G	G	-	G	G	-	-	G	G	G	G	G	G	G	G
* Arcville Playgroup	Denbighshire	G	G	G	A	G	G	G	G	A	A	G	G	G	G	G
Bumble Bees Playgroup	Denbighshire	G	G	G	G	G	G	G	G	G	G	G	G	G	G	G
Clawdd Offa Playgroup	Denbighshire	G	A	G	A	A	G	G	A	G	A	A	U	G	A	A
Pili Pala Playgroup	Denbighshire	G	G	-	G	G	-	-	G	G	G	G	G	G	G	G
* Bagillt Playgroup & Toddlers	Flintshire	G	G	-	G	G	-	-	G	G	G	G	G	G	G	G
* Broughton Pre-school Playgroup	Flintshire	G	G	G	G	G	G	G	G	G	G	G	G	G	G	G
* Hawkesbury Playgroup	Flintshire	A	A	-	A	A	-	-	A	A	G	A	A	A	A	A
* Highway Playdays	Flintshire	G	G	-	G	G	-	-	G	G	G	G	A	G	G	G
* Hope Playgroup	Flintshire	G	G	G	G	G	G	G	G	G	G	G	G	G	G	G
* Jigsaw Playgroup	Flintshire	G	G	-	G	G	-	-	G	G	G	G	G	G	G	G
* Kelsterton Playgroup	Flintshire	A	A	-	A	A	-	-	A	A	G	A	A	A	A	A
* Kiddy Kabin Pre-school	Flintshire	G	G	G	G	G	G	G	A	G	G	G	A	G	G	G
* Kinnerton Under Fives Playgroup	Flintshire	G	G	-	G	G	-	-	G	E	G	G	G	G	G	G
* Leeswood Playgroup	Flintshire	G	G	-	G	G	-	-	G	G	G	G	G	G	G	G
* Little Learners Gronant Pre-School Playgroup	Flintshire	G	G	-	G	G	-	-	A	A	G	G	A	G	G	G
* Little Rascals Playgroup	Flintshire	G	G	-	G	G	-	-	G	G	G	G	G	G	G	G
* Nippers Nest Playgroup	Flintshire	G	G	G	G	G	G	G	G	G	G	G	G	G	G	G
* Northop Hall Playgroup	Flintshire	G	G	G	G	G	G	G	G	G	G	G	G	G	G	G
Cylch Meithrin Abererch	Gwynedd	G	G	-	G	G	-	-	G	G	G	G	G	G	G	G
Cylch Meithrin Beddgelert	Gwynedd	G	G	-	G	G	-	-	G	G	G	G	G	G	G	G
Cylch Meithrin Chwilog	Gwynedd	G	G	G	G	G	G	G	G	G	G	G	G	G	G	G
Cylch Meithrin Corris	Gwynedd	G	G	-	G	G	-	-	G	G	G	G	G	G	G	G
Cylch Meithrin Crickieth	Gwynedd	G	G	-	G	G	-	-	G	G	G	G	G	G	G	G
Cylch Meithrin Ffestiniog	Gwynedd	G	G	-	G	G	-	-	G	G	G	G	G	G	G	G
Cylch Meithrin Gellilydan	Gwynedd	G	G	-	G	G	-	-	G	G	G	G	G	G	G	G
Cylch Meithrin Harlech	Gwynedd	G	G	-	G	G	-	-	G	G	G	G	G	G	G	G
Cylch Meithrin Twitl	Gwynedd	G	G	-	G	G	-	-	G	G	G	G	G	G	G	G
Cylch Meithrin Aberffraw	Isle of Anglesey	G	G	-	G	G	-	-	G	G	G	G	G	G	G	G
Cylch Meithrin Cemaes	Isle of Anglesey	G	G	-	G	G	-	-	G	G	G	G	A	G	G	G
Cylch Meithrin Moelfre	Isle of Anglesey	G	G	-	G	G	-	-	G	G	G	G	A	G	G	G
Cylch Meithrin y Parc	Isle of Anglesey	G	G	-	G	G	-	-	G	G	G	G	A	G	G	G
Kingsland Playgroup	Isle of Anglesey	A	A	-	A	A	-	-	A	A	G	G	A	A	G	A

Llandegfan Playgroup	Isle of Anglesey	G G	G G G	G G G G G G G G G G
* Aincourt Nursery	Monmouthshire	G G	G G G	G G G G G G G G A G G
* Castleton Baptist Church Playgroup	Newport	G G	G G G	G G G G G G G G G G G
* Jack in the Box Rhiwderin	Newport	G A	G G A	G G G G G A A A G A
Cylch Meithrin Crymych	Pembrokeshire	G G	G G G	G G G G G G G G G G
Cylch Meithrin Hermon	Pembrokeshire	G G	- G G	- - A G G G G A G G
* Redhill Montessori Nursery	Pembrokeshire	E G	- E G	- - E G E E E G G G
* Abermule Little Rascals	Powys	G G	- G G	- - G G G G G G G G
* Canal Playgroup	Powys	G G	G G G	G G G G G G G G G G
* Churchstoke Pre-School Playgroup	Powys	G G	- G G	- - G A G G G G G G
* Croco Doco Dile	Powys	G G	G G G	G G G G G G G G G G
Cylch Meithrin Llanfair Caereinion	Powys	G G	G G G	G G G G G G G G G G
Cylch Meithrin Penybontfawr	Powys	A A	- A A	- - A A G G A A G A
Cylch Meithrin Pontsenni	Powys	G G	G G G	G G G G G G G G G G
Cylch Meithrin Ynys y Plant	Powys	G G	G E G	G G E G G G G G G G
* First Steps	Powys	G A	- G A	- - G A G G G A G A
* Forden Pre School Play Group	Powys	G G	G G G	G G G G G G G G G G
* Kerry Playgroup	Powys	G E	G G G	G G G G G G G G E G G
* Llanfyllin Playgroup	Powys	G G	G G G	G G G G G G G G G G
* Llangynidr Playgroup	Powys	G G	- G G	- - G G G G G G G G
* Machynlleth Community Nursery	Powys	G G	G G G	G G G G G G G G G G
* Maldwyn Nursery Centre	Powys	G G	G G G	G G G G G G G G G G
* Newbridge on Wye 3+	Powys	G G	G G G	G G G G G G G G G G
* Open Door Family Centre	Powys	A A	- A A	- - A A A G A U G A
* Park Lane Day Nursery	Powys	G G	G G G	G G G G G G G G G G
* Presteigne Little Peoples Playgroup	Powys	G G	G G G	G G G G G G G G G G
* Priory Tots	Powys	G G	G G G	G G G G G G G G G G
* Puffins Pre-school	Powys	G G	- G G	- - G G G G G G G G
* Treowen 3 Plus	Powys	G G	G G G	G G E G G G E G G G
Ysgol Ardwyn Playgroups	Powys	G G	G G G	G G G G G G G G G G
Cylch Meithrin Tynewydd	Rhondda Cynon Taf	A G	- A G	- - A A G G G A G G
* Gigales Playgroup	Rhondda Cynon Taf	G G	G G G	G G G G G G G G A G G
* Acton Children and Family Centre	Wrexham	G G	G G G	G G G G G G G G G G
* Barker's Lane Playgroup	Wrexham	G G	G G G	G G G G G G G G G G
* Bellevue Playgroup	Wrexham	G G	- G G	- - A A G G G G G G
Cylch Meithrin Coedpoeth	Wrexham	G G	G G G	G G G G G G G G G G
Cylch Meithrin Hill Street	Wrexham	G G	- G G	- - G G G G G G G G
Cylch Meithrin Maes Y Gornel	Wrexham	G G	G G G	G G A G G G G G G G
* Gwenfro Playgroup	Wrexham	E E	E E E	E G G E E G E E G G
* Peter Pan Day Nursery	Wrexham	G G	G G G	G G G G G G G G G G
* Playland Day Nursery	Wrexham	G G	G G G	G G G G G G G G G G
* Rhostyllen Playgroup	Wrexham	G G	- G G	- - A G G G G G G G
* Scallywags Private Day Nursery	Wrexham	G G	G G G	G G G G G G G G G G
* St Mary's Playgroup	Wrexham	A A	- A A	- - U A G G A A G G

Independent schools 2012-2013

* Inspection report published in English only

E	Excellent	A	Adequate
G	Good	U	Unsatisfactory

Provider number	Provider name	Local authority	Overall performance	Overall prospects	Key Question 1	Key Question 2	Key Question 3	Quality Indicator 1.1	Quality Indicator 1.2	Quality Indicator 2.1	Quality Indicator 2.2	Quality Indicator 2.3	Quality Indicator 2.4	Quality Indicator 3.1	Quality Indicator 3.2	Quality Indicator 3.3	Quality Indicator 3.4
Independent schools																	
6796010	* Aqincourt School	Monmouthshire	G	G	G	G	G	G	G	G	G	G	G	A	G	G	
6726090	* Bridgend Christian School	Bridgend	A	U	A	A	A	A	G	U	A	A	A	A	U	G	A
6696002	Coleg Llanyrddyfri	Carmarthenshire	A	A	G	A	A	G	G	A	A	G	G	A	A	G	A
6636013	* Fairholme Preparatory School	Denbighshire	G	G	G	G	G	G	G	G	G	G	G	G	G	G	G
6616007	* Hillgrove School	Gwynedd	A	U	G	A	U	G	G	A	A	A	G	U	U	G	A
6696008	* Nant y Cwm School	Carmarthenshire	A	A	A	A	A	A	G	A	A	A	G	A	A	G	A
6686015	* Redhill Preparatory School	Pembrokeshire	G	G	G	G	G	G	E	G	G	G	E	E	G	G	G
6736021	* Westbourne School	Vale of Glamorgan	G	G	G	G	G	G	E	G	G	G	G	G	G	G	G
6766088	* Wyclif Independent Christian School	Caerphilly	A	U	G	A	A	G	G	A	A	G	A	A	U	G	G
Independent special schools																	
6736025	* Headlands School	Vale of Glamorgan	G	E	G	G	G	G	G	G	G	G	E	G	G	G	G
6686016	* Landsker Education	Pembrokeshire	E	G	E	G	E	E	E	G	E	E	G	G	E	E	
6666008	* Macintyre Care - Womaston School	Powys	A	A	A	A	A	A	G	A	A	G	G	A	A	G	G
6796014	* Priory Talocher School	Monmouthshire	G	E	G	G	G	G	G	G	E	G	E	G	G	G	G
6626017	* St David's College	Conwy	G	E	G	G	G	G	E	G	G	G	G	E	E	G	
6816094	* Ty Coryton	Cardiff	G	G	G	G	G	G	G	G	G	G	G	G	G	G	G
6656042	* Woodlands Children's Development Centre	Wrexham	A	U	A	U	U	A	A	U	A	U	A	U	U	G	A

Other providers 2012-2013

* Inspection report published in English only
** Re-inspection

E Excellent
G Good
A Adequate
U Unsatisfactory

Provider type	Provider name	Overall performance	Overall prospects	Key Question 1	Key Question 2	Key Question 3	Quality Indicator 1.1	Quality Indicator 1.2	Quality Indicator 2.1	Quality Indicator 2.2	Quality Indicator 2.3	Quality Indicator 2.4	Quality Indicator 3.1	Quality Indicator 3.2	Quality Indicator 3.3	Quality Indicator 3.4
Adult community learning	Cardiff Adult Community Learning Partnership	U	A	U	U	U	U	A	U	A	A	A	U	U	U	U
Adult community learning	Neath Port Talbot Adult Community Learning Partnership	A	G	A	A	A	A	G	A	A	A	G	A	U	G	G
Adult community learning	Vale of Glamorgan Adult Community Learning Partnership	U	U	U	U	U	U	G	U	A	A	U	U	U	U	U
Further education	Coleg Ceredigion	A	G	A	A	G	A	G	A	A	G	G	G	A	G	G
Further education	Coleg Sir Gar	G	G	G	G	G	G	G	E	G	G	E	G	G	E	G
Further education	Neath Port Talbot College	G	G	G	G	G	G	G	G	G	G	G	G	G	E	G
Further education	** University of Wales, Newport	A	G	A	G	A	A	G	G	G	G	G	G	A	G	A
Initial teacher education and training	South East Wales Centre for Teacher Education and Training	A	U	A	A	U	A	G	G	A	G	G	U	U	A	A
Work-based learning	Acorn Learning Solutions Limited	A	G	A	G	G	A	G	G	G	G	G	A	G	G	A
Work-based learning	Cardiff and Vale College Consortium (WBL)	U	A	U	A	U	U	G	A	U	A	U	U	A	U	U
Work-based learning	City & County of Swansea Lifelong Learning and Employment Training Service	A	G	A	G	A	A	G	A	G	G	G	A	G	A	A
Work-based learning	League Football Education (The Footballers Further Education & Vocational Training Society Ltd)	E	E	E	E	E	E	E	G	G	E	E	E	E	E	E
Work-based learning	Mid Wales Work Based Learning Consortium	A	A	A	A	A	A	G	A	A	G	A	A	A	A	A
Work-based learning	Yale College (Mid & North Wales Skills Consortium)	G	E	G	E	E	G	E	E	E	G	G	E	G	E	G
Welsh for Adults	Glamorgan Welsh for Adults Centre	G	G	G	G	G	G	E	E	G	G	G	G	G	G	G

Local authority education services for children and young people (LAESCYP) 2012-2013

* Inspection report published in English only
** Re-inspection

E	Excellent	A	Adequate
G	Good	U	Unsatisfactory

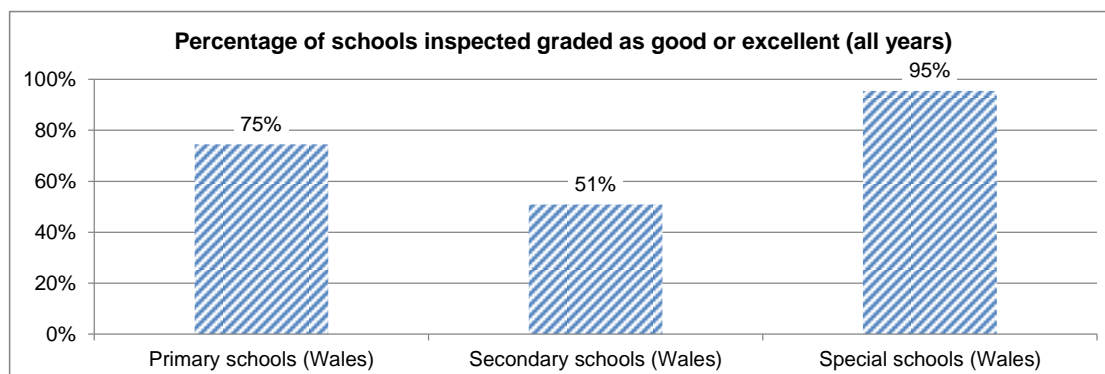
Provider name	Overall performance	Overall prospects	Key Question 1	Key Question 2	Key Question 3	Quality Indicator 1.1	Quality Indicator 1.2	Quality Indicator 2.1	Quality Indicator 2.2	Quality Indicator 2.3	Quality Indicator 2.4	Quality Indicator 3.1	Quality Indicator 3.2	Quality Indicator 3.3	Quality Indicator 3.4
** Blaenau Gwent County Borough Council	U	U	U	A	U	U	A	A	U	U	A	U	U	A	U
Bridgend County Borough Council	A	A	A	A	A	A	A	A	G	A	G	A	A	G	A
City and County of Swansea	A	G	G	A	A	G	A	A	G	A	G	A	A	G	G
Gwynedd Council	A	A	A	A	A	A	A	U	G	A	A	A	A	A	A
* Merthyr Tydfil County Borough Council	U	U	U	U	U	U	U	U	A	U	A	U	U	A	U
Monmouthshire County Council	U	U	U	U	U	U	A	U	U	U	A	U	U	A	U
** Pembrokeshire County Council	U	U	A	U	U	A	A	U	A	U	A	U	U	A	A
Vale of Glamorgan Council	A	A	A	A	A	A	A	A	G	A	G	A	A	A	A

Quality Indicator 2.1 - Support for school improvement
Quality Indicator 2.2 - Support for additional learning needs and educational inclusion
Quality Indicator 2.3 - Promoting social inclusion and wellbeing
Quality Indicator 2.4 - Access and school places

Welsh Government Programme for Government (PfG) indicators

[Percentage of schools inspected graded as good or excellent by Estyn \(TR043\)](#)

	2010-2011	2011-2012	2012-2013	All years
Primary schools (Wales)	79%	73%	71%	75%
Secondary schools (Wales)	65%	46%	45%	51%
Special schools (Wales)	88%	100%	100%	95%



Since the start of the new inspection cycle in 2010, 664 primary schools and 106 secondary schools have been inspected. For secondary schools, 51% of all those schools inspected have been found to be either good or excellent for overall performance, and 64% have been found to have good or excellent prospects for improvement. For primary schools, 75% have good or excellent overall performance and 77% have been found to have good or excellent prospects for improvement.

In addition, during the first three years of the new Common Inspection Framework, 22 maintained special schools were inspected. In 21 of those schools (95%), both the performance and the prospects for improvement were judged to be good or excellent.

[Percentage of post-16 education providers judged as good or excellent by Estyn \(TR047\) *](#)

	2010-2011	2011-2012	2012-2013	All years
Number of post-16 education providers inspected *	16	12	12	40
Number judged as good or excellent *	10	7	5	22

* Two re-inspections in 2012-2013 are excluded from this analysis.

Twelve providers were inspected between September 2012 and July 2013. Three providers have been judged 'unsatisfactory' for overall performance and will be subject to re-inspection by Estyn. Four providers were judged 'adequate', four providers were judged 'good' and one provider was judged 'excellent'. Providers now need to demonstrate sector-leading practice to gain 'excellent' performance. This is contributing to fewer providers achieving the threshold for 'excellent' in the new cycle.

Primary/ Cynradd

Learner Questionnaire / Arolwg Disgyblion

All Pupils / Pob Disgybl

Number of responses/ Nifer o ymatebion

14,136



Please note that the number of responses per question may be slightly lower than the overall number of responses because not all respondents answered all questions.

Sylwer y gallai nifer yr ymatebion i bob cwestiwn fod ychydig yn is na nifer gyffredinol yr ymatebion am na chafwyd ateb i bob cwestiwn gan bawb a ymatebodd.

Primary/ Cynradd

Learner Questionnaire / Arolwg Disgyblion
KS2 Pupils / Disgyblion CA2

Number of responses/ Nifer o ymatebion

13,919



Please note that the number of responses per question may be slightly lower than the overall number of responses because not all respondents answered all questions.

Sylwer y gallai nifer yr ymatebion i bob cwestiwn fod ychydig yn is na nifer gyffredinol yr ymatebion am na chafwyd ateb i bob cwestiwn gan bawb a ymatebodd.

Primary/ Cynradd

Learner Questionnaire / Arolwg Disgyblion
Boys / Bechgyn

Number of responses/ Nifer o ymatebion

7,156



Please note that the number of responses per question may be slightly lower than the overall number of responses because not all respondents answered all questions.

Sylwer y gallai nifer yr ymatebion i bob cwestiwn fod ychydig yn is na nifer gyffredinol yr ymatebion am na chafwyd ateb i bob cwestiwn gan bawb ymatebodd.

Primary/ Cynradd

Learner Questionnaire / Arolwg Disgyblion
Girls / Merched

Number of responses/ Nifer o ymatebion

6,868

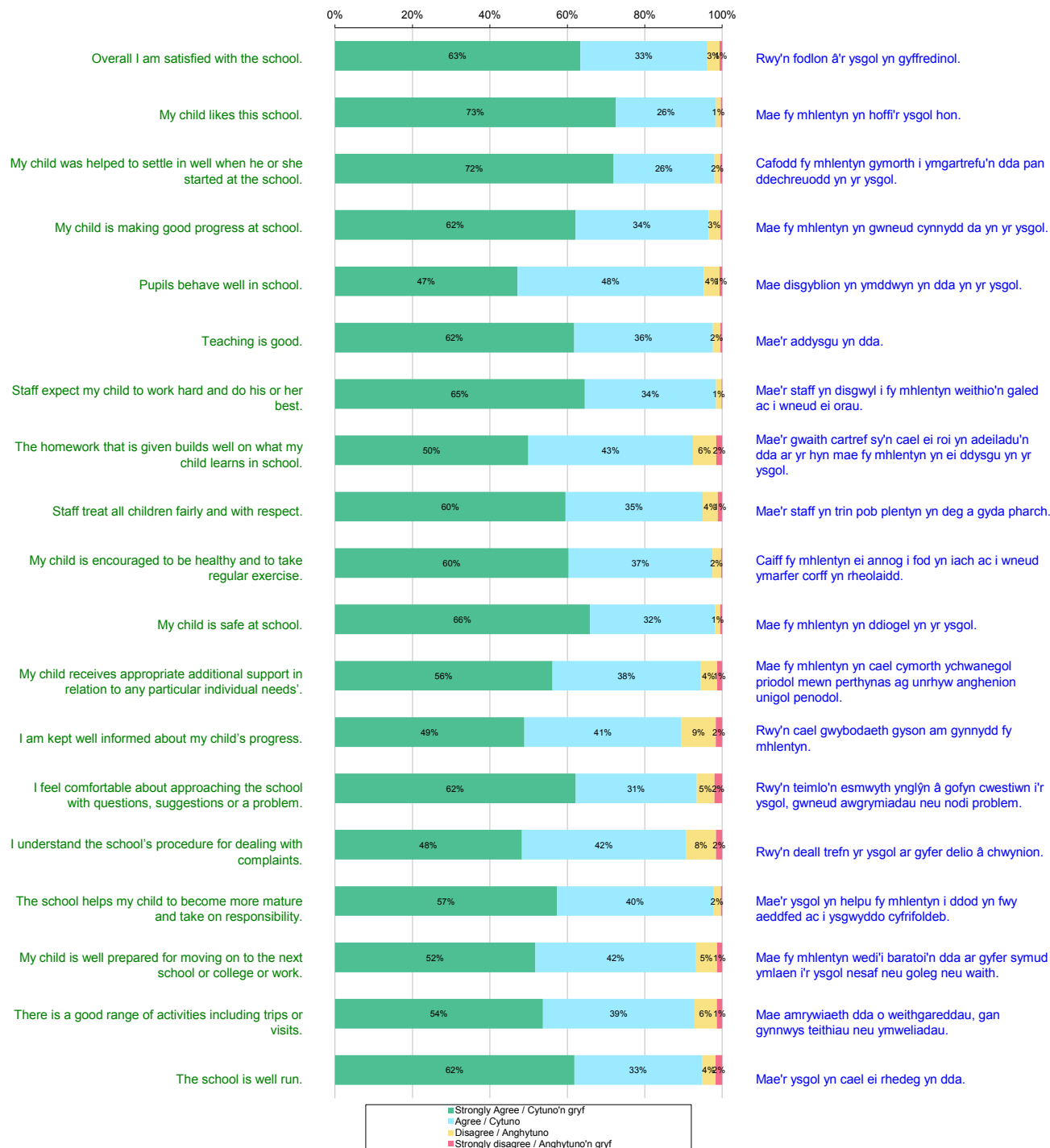


Please note that the number of responses per question may be slightly lower than the overall number of responses because not all respondents answered all questions.

Sylwer y gallai nifer yr ymatebion i bob cwestiwn fod ychydig yn is na nifer gyffredinol yr ymatebion am na chafwyd ateb i bob cwestiwn gan bawb a ymatebodd.

Primary/ Cynradd
Parent Questionnaire / Arolwg Rhieni
Number of responses/ Nifer o ymatebion

7,041



Please note that the number of responses per question may be slightly lower than the overall number of responses because not all respondents answered all questions.

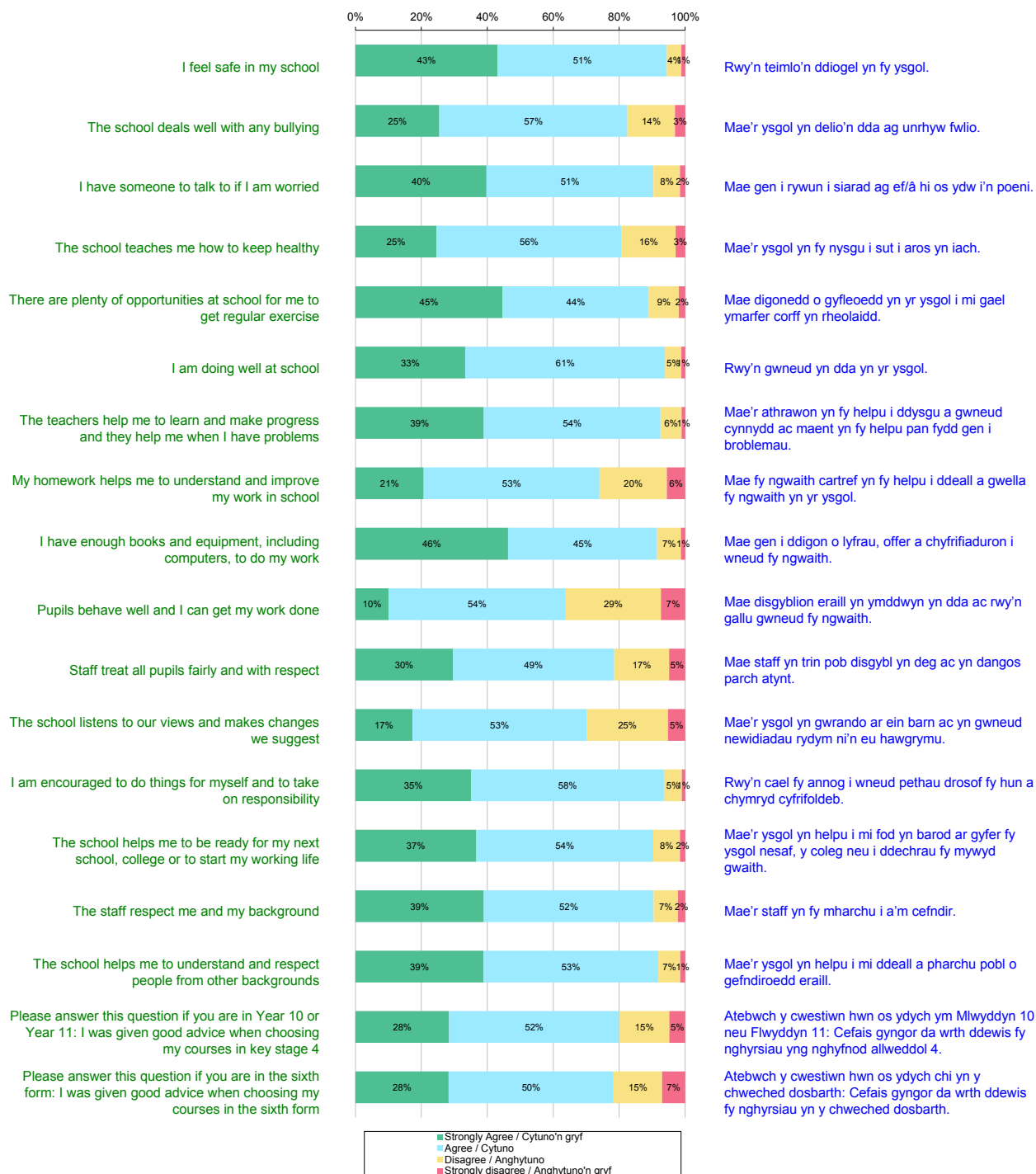
Sylwer y gallai nifer yr ymatebion i bob cwestiwn fod ychydig yn is na nifer gyffredinol yr ymatebion am na chafwyd ateb i bob cwestiwn gan bawb a ymatebodd.

Secondary/ Uwchradd
Learner Questionnaire / Arolwg Disgyblion

All Pupils / Pob Disgybl

Number of responses/ Nifer o ymatebion

9,291

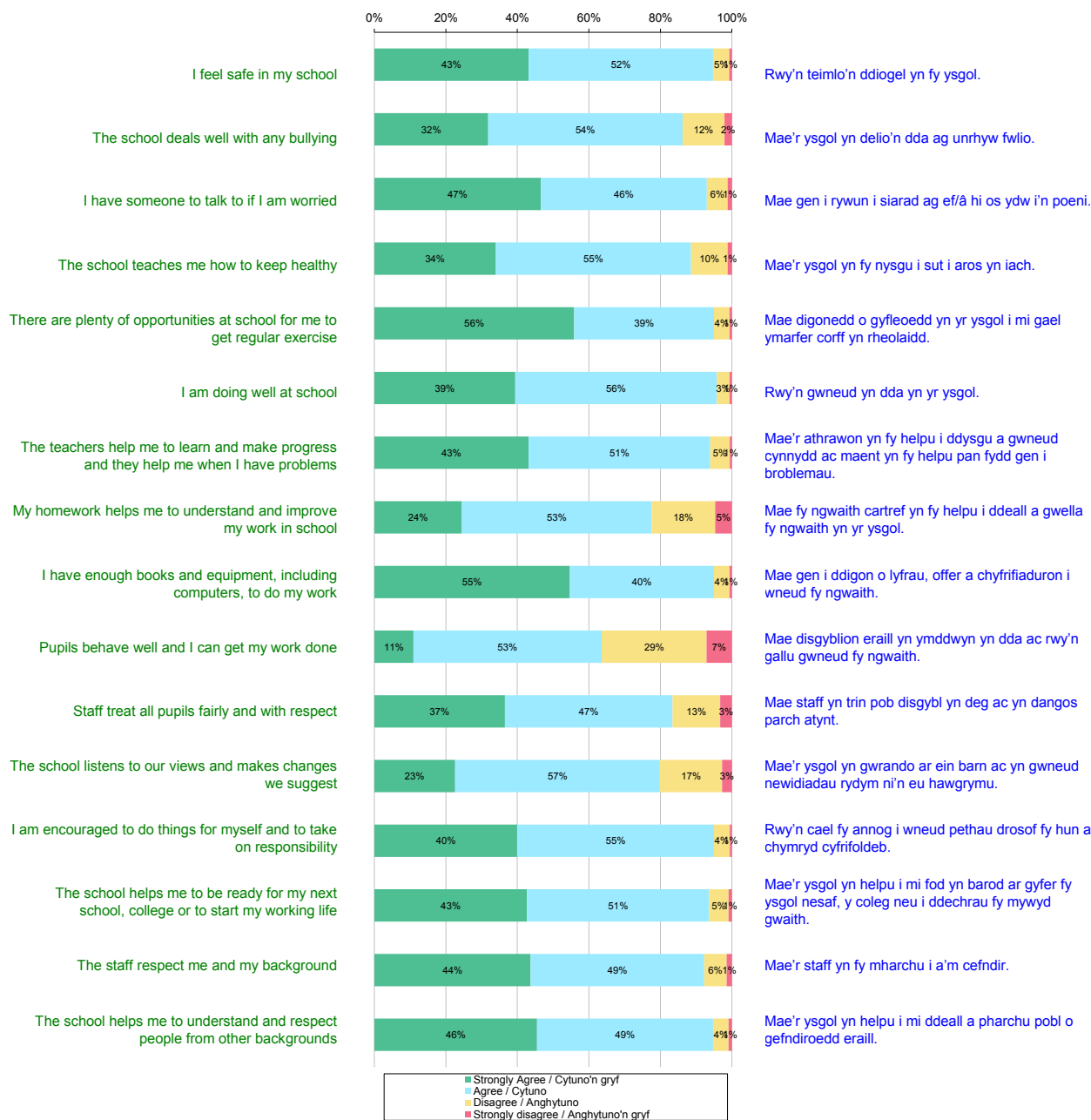


Please note that the number of responses per question may be slightly lower than the overall number of responses because not all respondents answered all questions.

Sylwer y gallai nifer yr ymatebion i bob cwestiwn fod ychydig yn is na nifer gyffredinol yr ymatebion am na chafwyd ateb i bob cwestiwn gan bawb a ymatebodd.

Secondary/ Uwchradd
Learner Questionnaire / Arolwg Disgyblion
KS3 Pupils / Disgyblion CA3
Number of responses/ Nifer o ymatebion

4,640

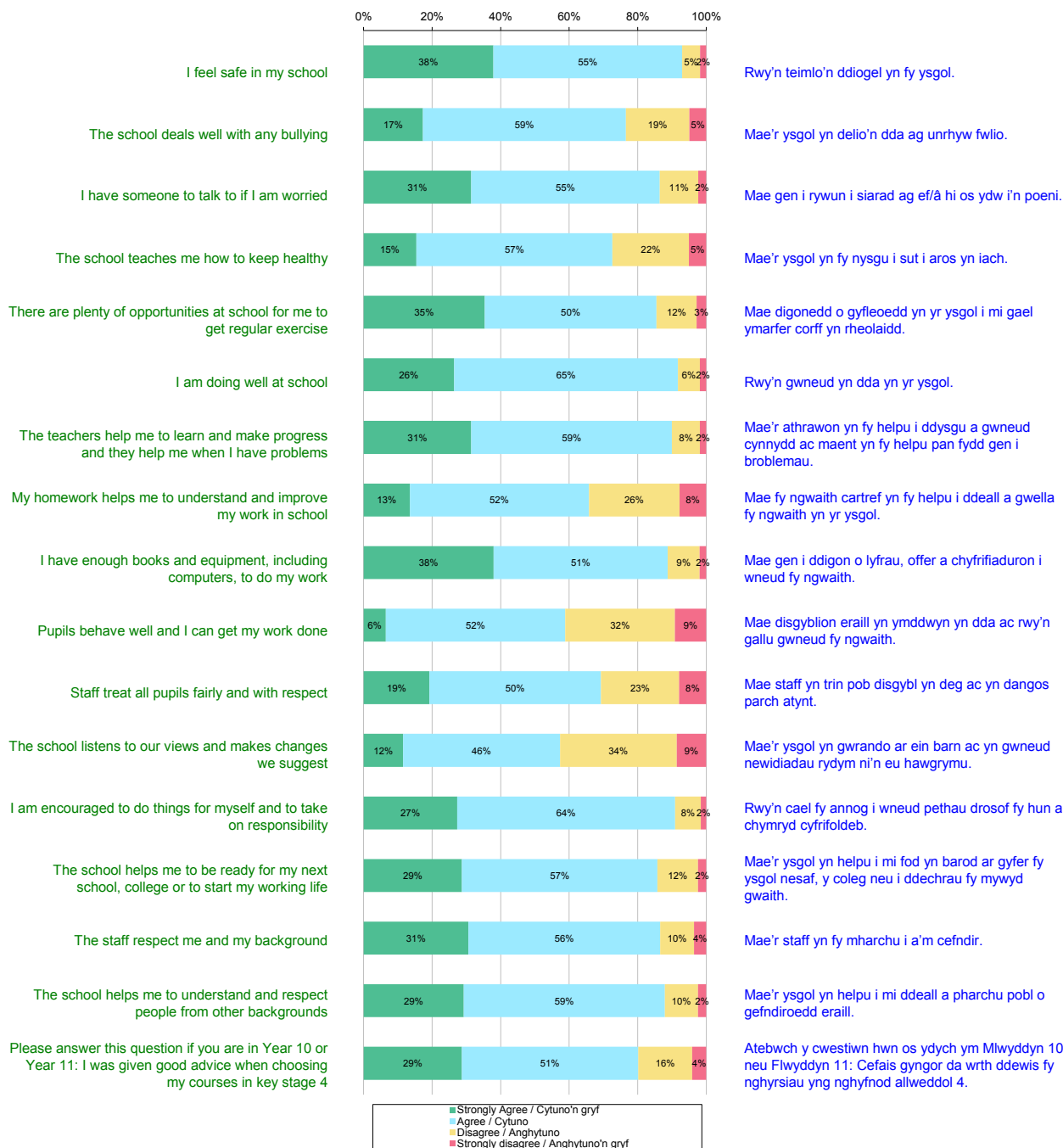


Please note that the number of responses per question may be slightly lower than the overall number of responses because not all respondents answered all questions.

Sylwer y gallai nifer yr ymatebion i bob cwestiwn fod ychydig yn is na nifer gyffredinol yr ymatebion am na chafwyd ateb i bob cwestiwn gan bawb a ymatebodd.

Secondary/ Uwchradd
Learner Questionnaire / Arolwg Disgyblion
KS4 Pupils / Disgyblion CA4
Number of responses/ Nifer o ymatebion

3,336

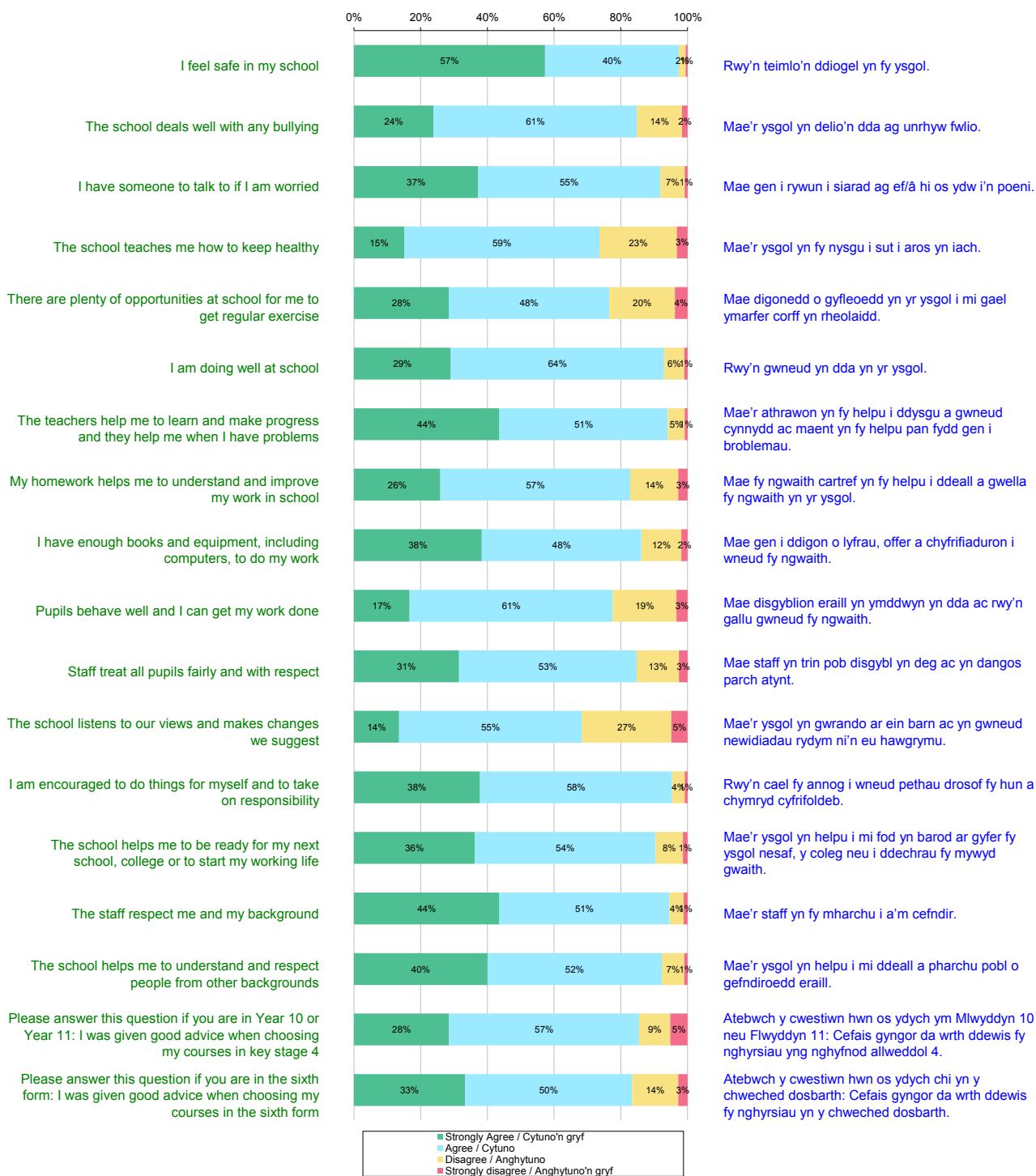


Please note that the number of responses per question may be slightly lower than the overall number of responses because not all respondents answered all questions.

Sylwer y gallai nifer yr ymatebion i bob cwestiwn fod ychydig yn is na nifer gyffredinol yr ymatebion am na chafwyd ateb i bob cwestiwn gan bawb a ymatebodd.

Secondary/ Uwchradd
Learner Questionnaire / Arolwg Disgyblion
Post 16 Pupils / Disgyblion ôl 16
Number of responses/ Nifer o ymatebion

1,288

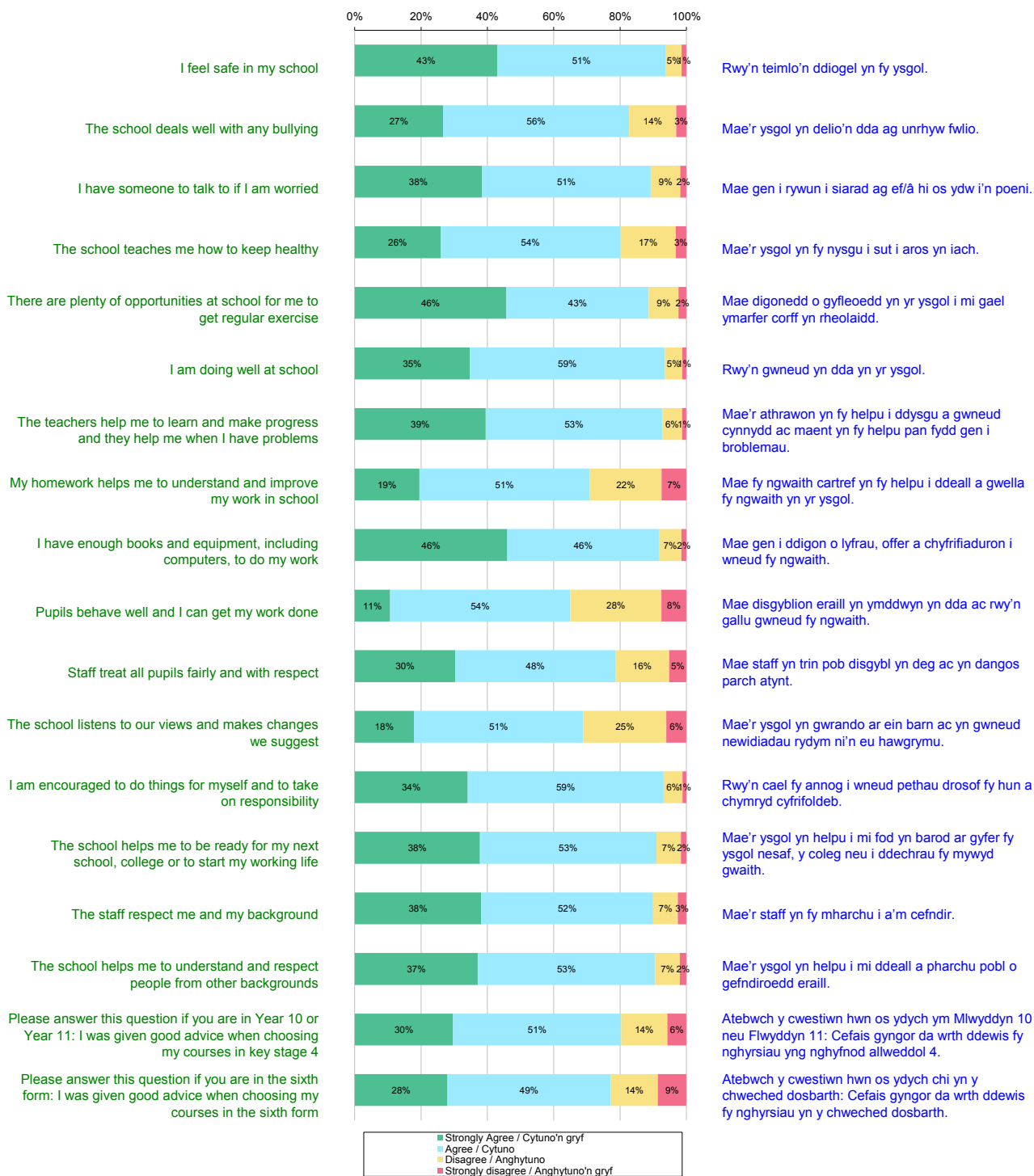


Please note that the number of responses per question may be slightly lower than the overall number of responses because not all respondents answered all questions.

Sylwer y gallai nifer yr ymatebion i bob cwestiwn fod ychydig yn is na nifer gyffredinol yr ymatebion am na chafwyd ateb i bob cwestiwn gan bawb a ymatebodd.

Secondary/ Uwchradd
Learner Questionnaire / Arolwg Disgyblion
Males / Gwrywaidd
Number of responses/ Nifer o ymatebion

4,740

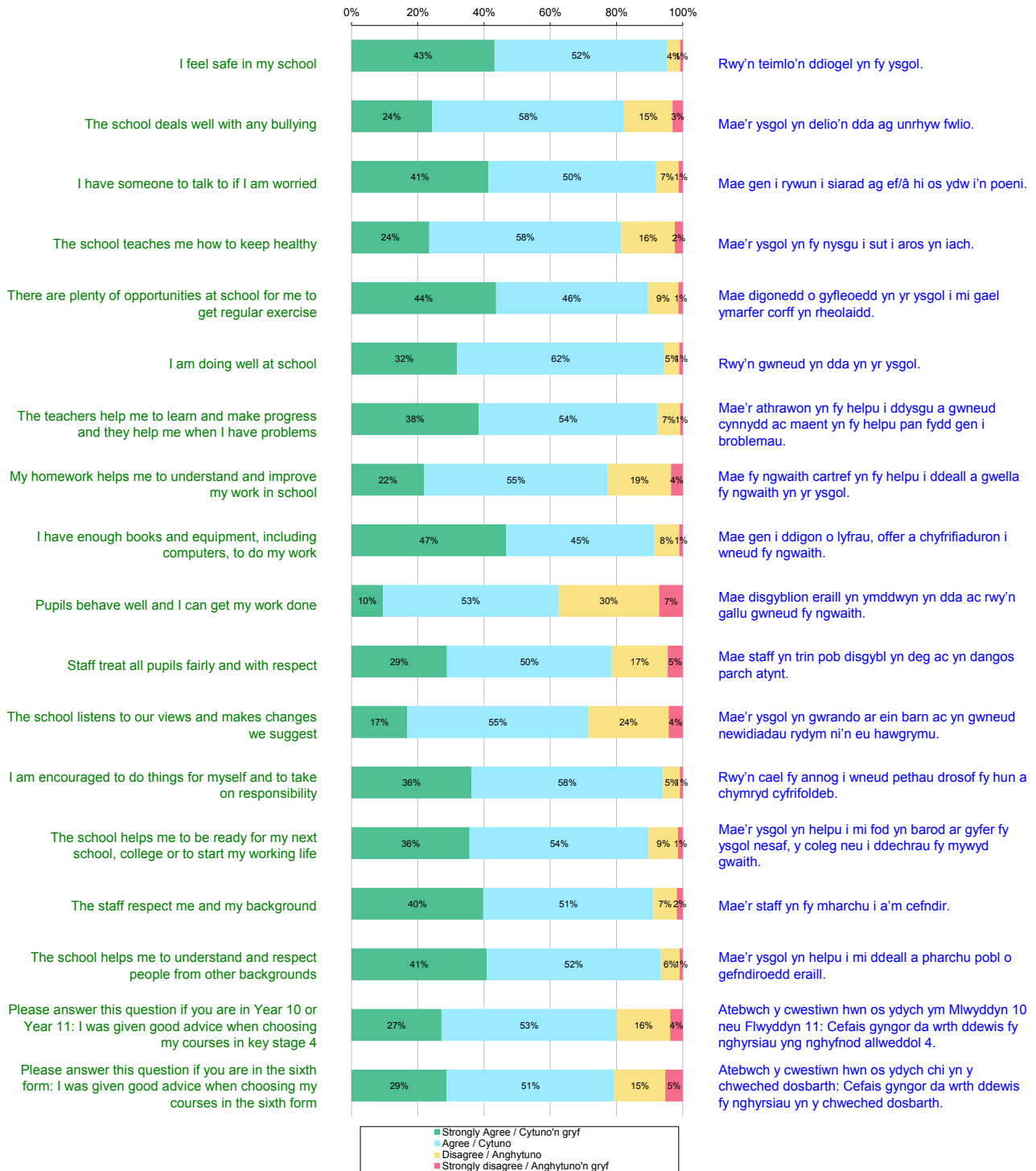


Please note that the number of responses per question may be slightly lower than the overall number of responses because not all respondents answered all questions.

Sylwer y gallai nifer yr ymatebion i bob cwestiwn fod ychydig yn is na nifer gyffredinol yr ymatebion am na chafwyd ateb i bob cwestiwn gan bawb a ymatebodd.

Secondary/ Uwchradd
Learner Questionnaire / Arolwg Disgyblion
Females / Benywaidd
Number of responses/ Nifer o ymatebion

4,470

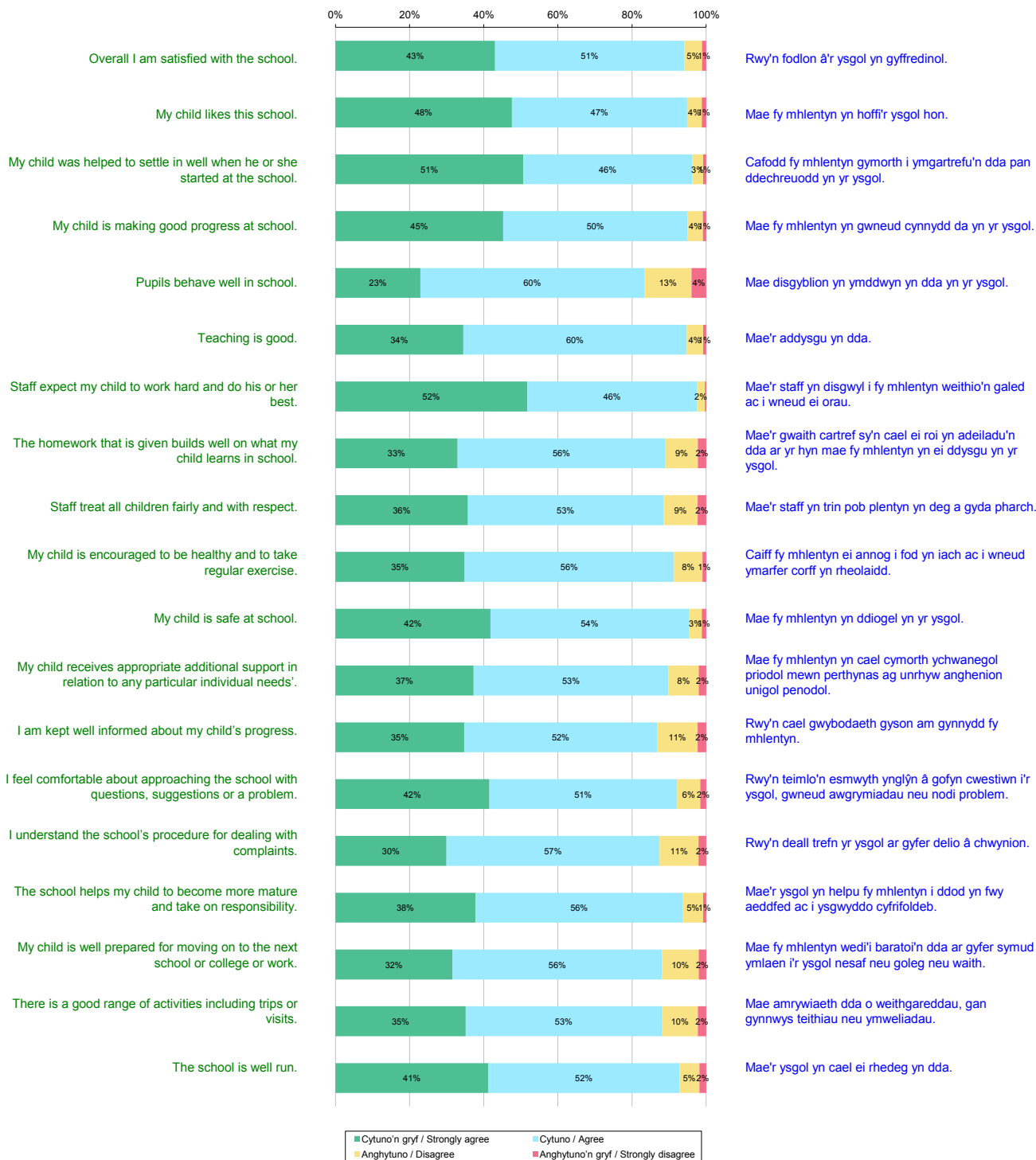


Please note that the number of responses per question may be slightly lower than the overall number of responses because not all respondents answered all questions.

Sylwer y gallai nifer yr ymatebion i bob cwestiwn fod ychydig yn is na nifer gyffredinol yr ymatebion am na chafwyd ateb i bob cwestiwn gan bawb a ymatebodd.

Secondary/ Uwchradd
Parent Questionnaire / Arolwg Rhieni
Number of responses/ Nifer o ymatebion

4,754



Please note that the number of responses per question may be slightly lower than the overall number of responses because not all respondents answered all questions.

Sylwer y gallai nifer yr ymatebion i bob cwestiwn fod ychydig yn is na nifer gyffredinol yr ymatebion am na chafwyd ateb i bob cwestiwn gan bawb a ymatebodd.

Special/ Arbennig

Learner Questionnaire (Primary) / Arolwg Disgyblion (Cynradd)

All Pupils / Pob Disgybl

Number of responses/ Nifer o ymatebion

290



Please note that the number of responses per question may be slightly lower than the overall number of responses because not all respondents answered all questions.

Sylwer y gallai nifer yr ymatebion i bob cwestiwn fod ychydig yn is na nifer gyffredinol yr ymatebion am na chafwyd ateb i bob cwestiwn gan bawb a ymatebodd.

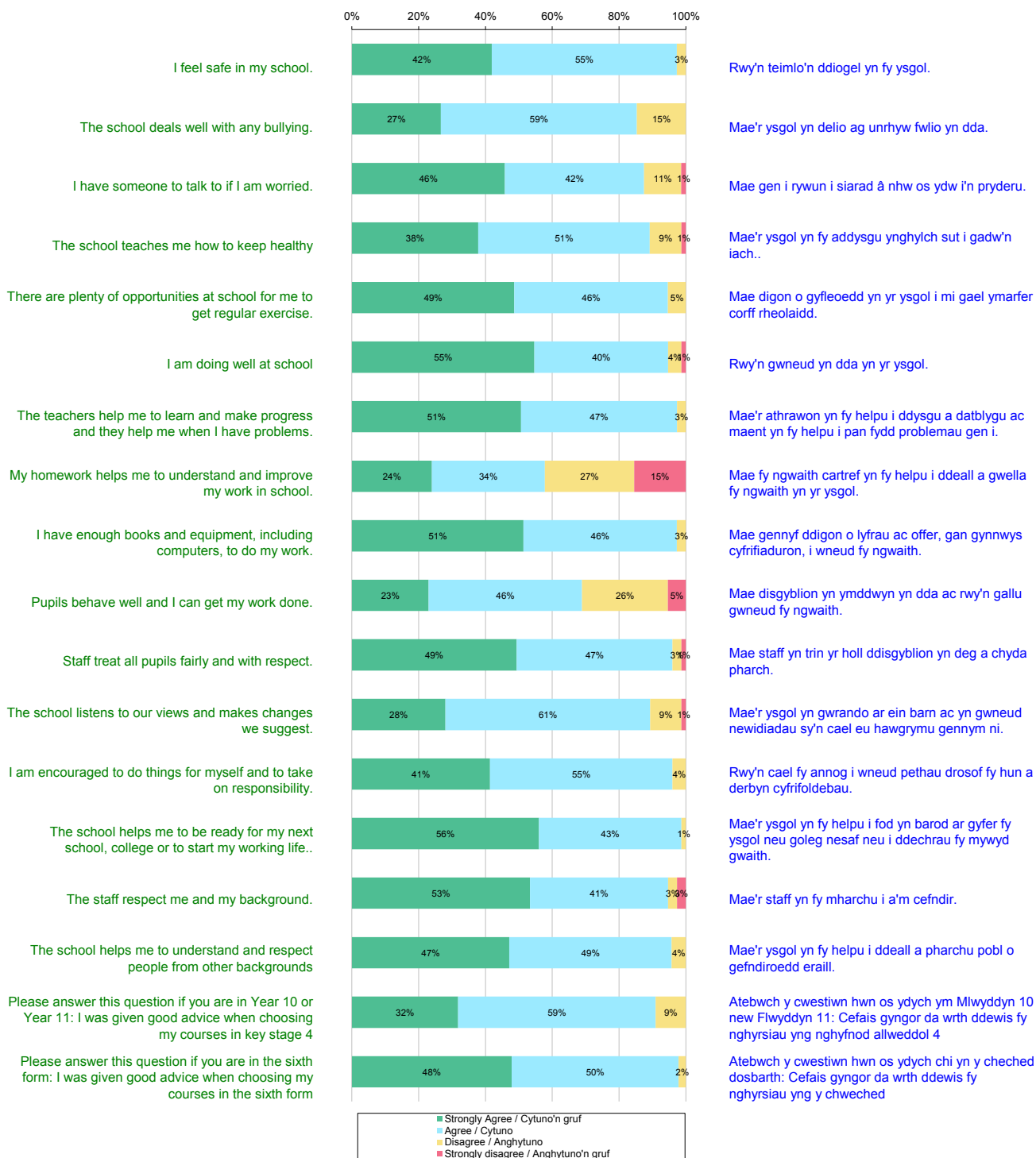
Special/ Arbennig

Learner Questionnaire (Secondary) / Arolwg Disgyblion (Uwchradd)

All Pupils / Pob Disgybl

Number of responses/ Nifer o ymatebion

75



Please note that the number of responses per question may be slightly lower than the overall number of responses because not all respondents answered all questions.

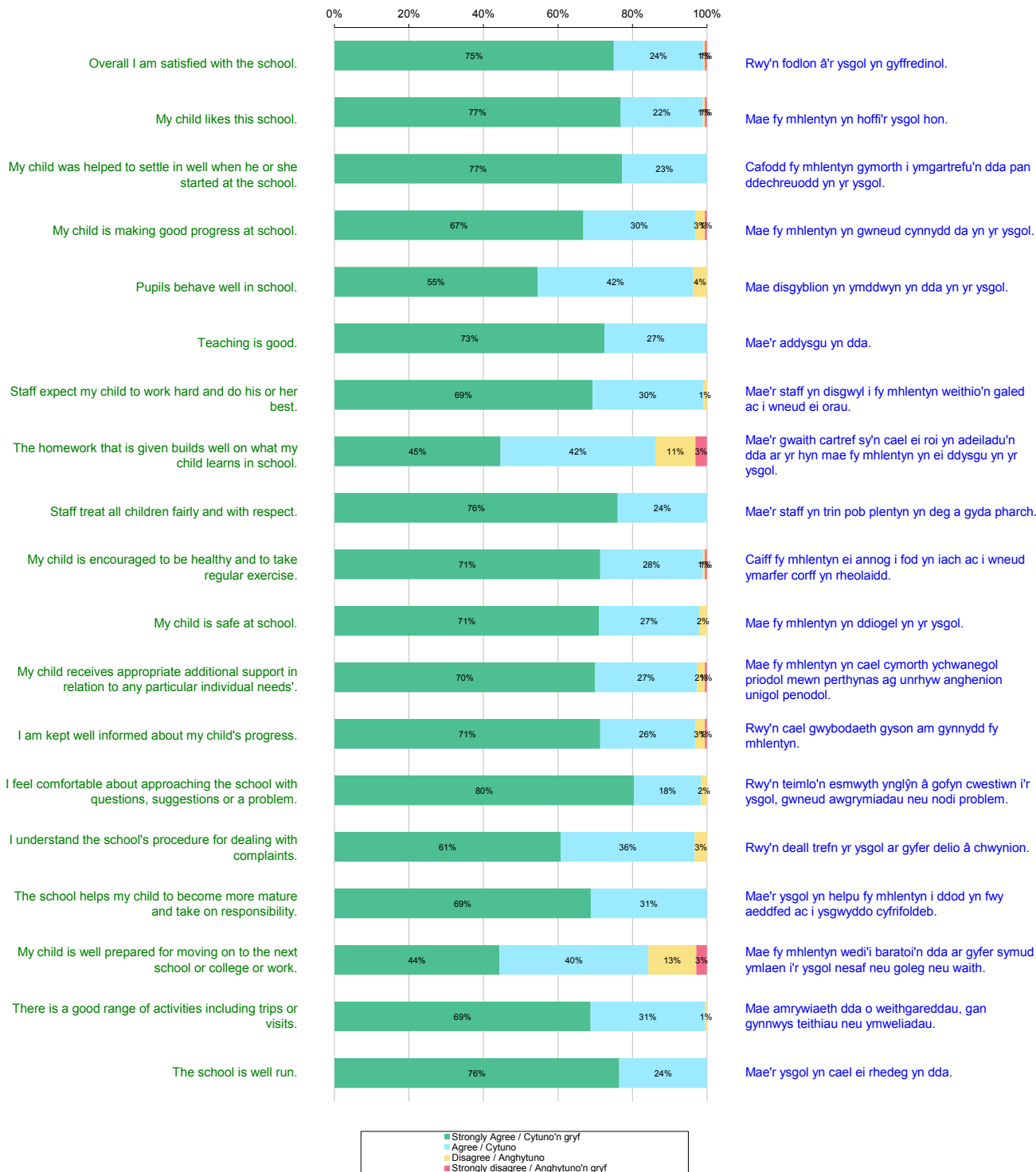
Sylwer y gallai nifer yr ymatebion i bob cwestiwn fod ychydig yn is na nifer gyffredinol yr ymatebion am na chafwyd ateb i bob cwestiwn gan bawb a ymatebodd.

Special/ Arbennig

Parent Questionnaire / Arolwg Rhieni

Number of responses/ Nifer o ymatebion

195



Please note that the number of responses per question may be slightly lower than the overall number of responses because not all respondents answered all questions.

Sylwer y gallai nifer yr ymatebion i bob cwestiwn fod ychydig yn is na nifer gyffredinol yr ymatebion am na chafwyd ateb i bob cwestiwn gan bawb a ymatebodd.

Independent schools/ Ysgolion annibynnol
Learner Questionnaire (Primary) / Arolwg Disgyblion (Cynradd)
All Pupils / Pob Disgybl
Number of responses/ Nifer o ymatebion 248



Please note that the number of responses per question may be slightly lower than the overall number of responses because not all respondents answered all questions. This analysis includes independent schools and independent special schools.

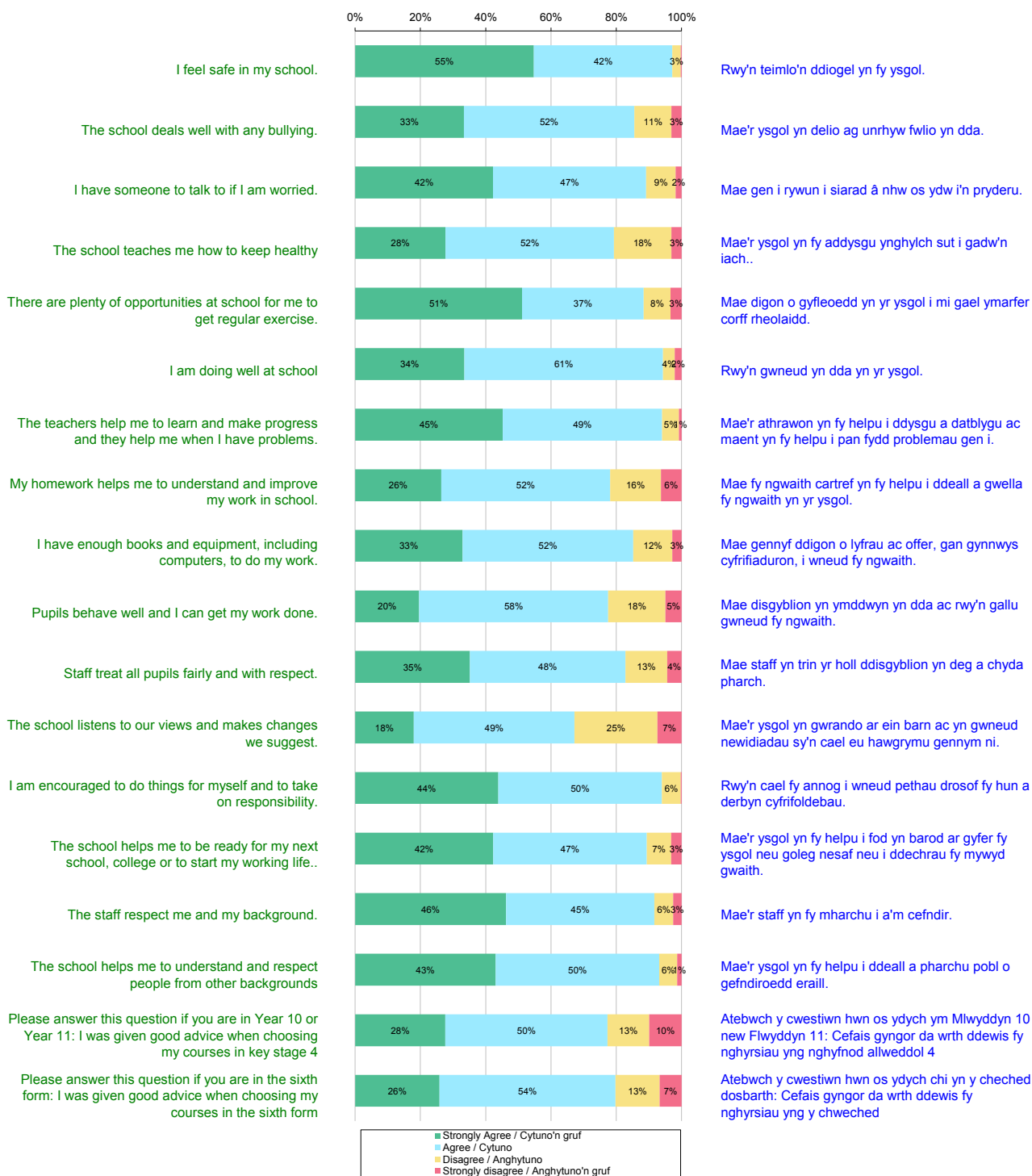
Sylwer y gallai nifer yr ymatebion i bob cwestiwn fod ychydig yn is na nifer gyffredinol yr ymatebion am na chafwyd ateb i bob cwestiwn gan bawb ymatebodd. Mae'r dadansoddiad hwn yn cynnwys ysgolion annibynnol ac ysgolion arbennig annibynnol.

Independent schools/ Ysgolion annibynnol
Learner Questionnaire (Secondary) / Arolwg Disgyblion (Uwchradd)

All Pupils / Pob Disgybl

Number of responses/ Nifer o ymatebion

389



Please note that the number of responses per question may be slightly lower than the overall number of responses because not all respondents answered all questions. This analysis includes independent schools and independent special schools.

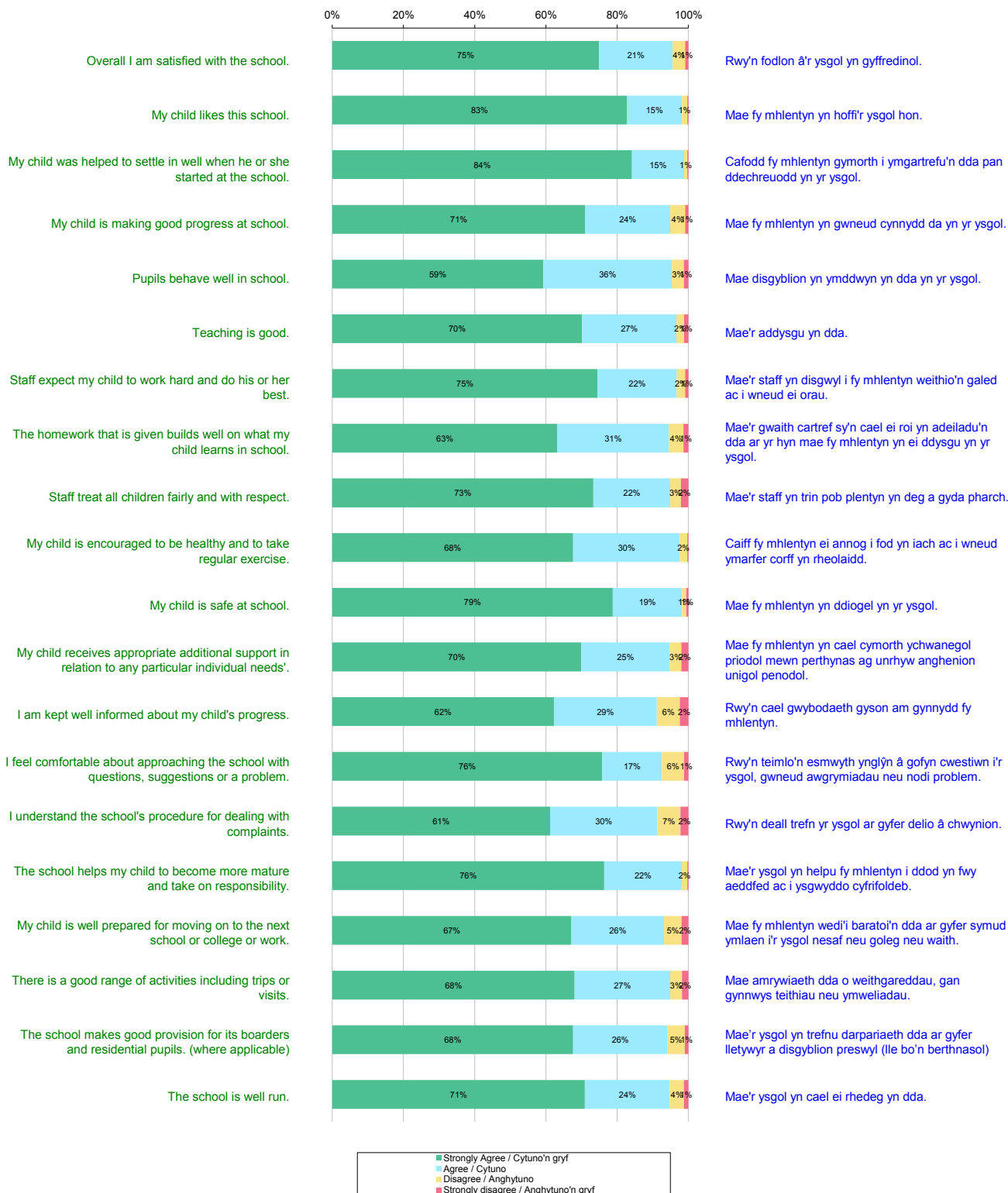
Sylwer y gallai nifer yr ymatebion i bob cwestiwn fod ychydig yn is na nifer gyffredinol yr ymatebion am na chafwyd ateb i bob cwestiwn gan bawb a ymatebodd. Mae'r dadansoddiad hwn yn cynnwys ysgolion annibynnol ac ysgolion arbennig annibynnol.

Parent Questionnaire / Arolwg Rhieni

Independent schools/ Ysgolion annibynnol

Number of responses/ Nifer o ymatebion

342

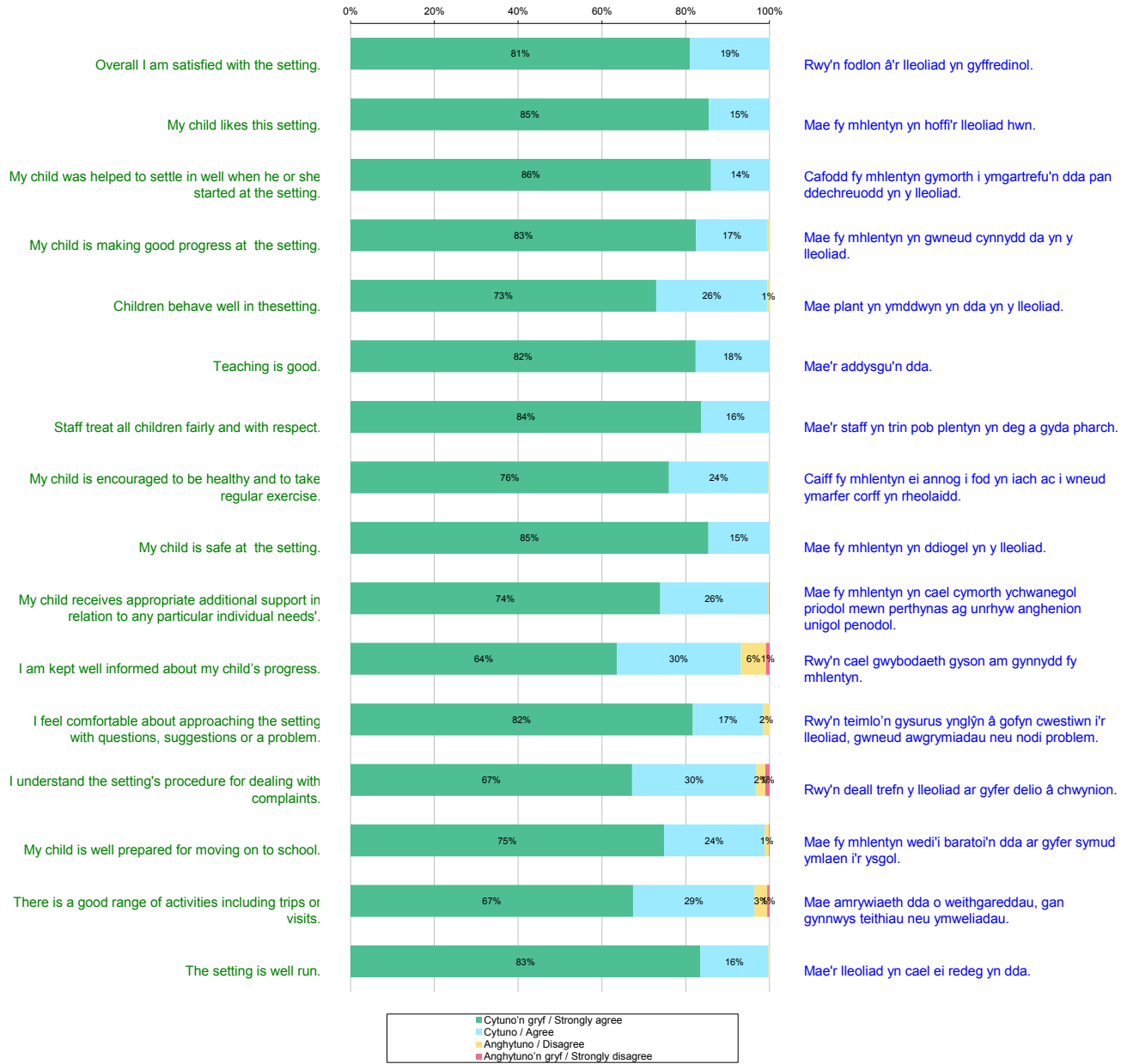


Please note that the number of responses per question may be slightly lower than the overall number of responses because not all respondents answered all questions. This analysis includes independent schools and independent special schools.

Sylwer y gallai nifer yr ymatebion i bob cwestiwn fod ychydig yn is na nifer gyffredinol yr ymatebion am na chafwyd ateb i bob cwestiwn gan bawb a ymatebodd. Mae'r dadansoddiad hwn yn cynnwys ysgolion annibynnol ac ysgolion arbennig annibynnol.

Non-maintained nursery settings/ Lleoliadau meithrin nad ydyn nhw'n cael eu cynnal
Parent Questionnaire / Arolwg Rhieni
Number of responses/ Nifer o ymatebion

735



Please note that the number of responses per question may be slightly lower than the overall number of responses because not all respondents answered all questions.

Sylwer y gallai nifer yr ymatebion i bob cwestiwn fod ychydig yn is na nifer gyffredinol yr ymatebion am na chafwyd ateb i bob cwestiwn gan bawb a ymatebodd.

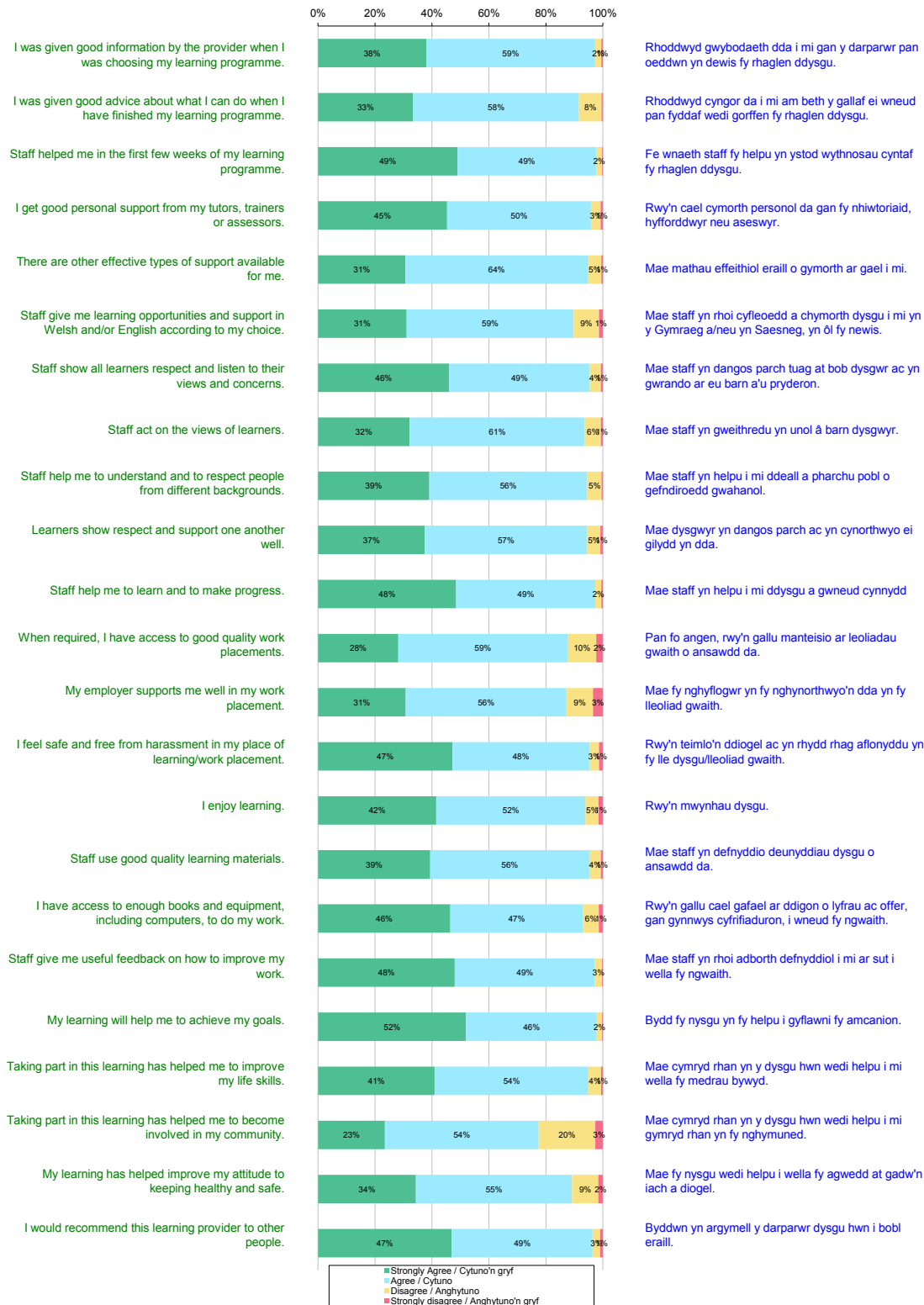
Further education/ Addysg bellach

Learner Questionnaire / Holiadur Dysgwyr

All Learners / Pob Dysgwr

Number of responses/ Nifer o ymatebion

2,022



Please note that the number of responses per question may be slightly lower than the overall number of responses because not all respondents answered all questions. This analysis includes the re-inspection of University of Wales, Newport. This analysis for 2012-2013 includes responses up to and including March 2013. The results of the Post-16 Learner Voice Wales survey were used on inspections from April 2013 onwards.

Sylwer y gallai nifer yr ymatebion i bob cwestiwn fod ychydig yn is na nifer gyffredinol yr ymatebion am na chafwyd ateb i bob cwestiwn gan bawb a ymatebodd. Mae'r dadansoddiad hwn yn cynnwys yr ailrolygiad o Brifysgol Cymru, Casnewydd. Mae'r dadansoddiad hwn ar gyfer 2012-2013 yn cynnwys ymatebion hyd at ac yn cynnwys Mawrth 2013. Defnyddiwyd canlyniadau arolwg Llais y Dysgwr Ôl-16 Cymru yn ystod arolygiadau o Ebrill 2013 ymlaen.

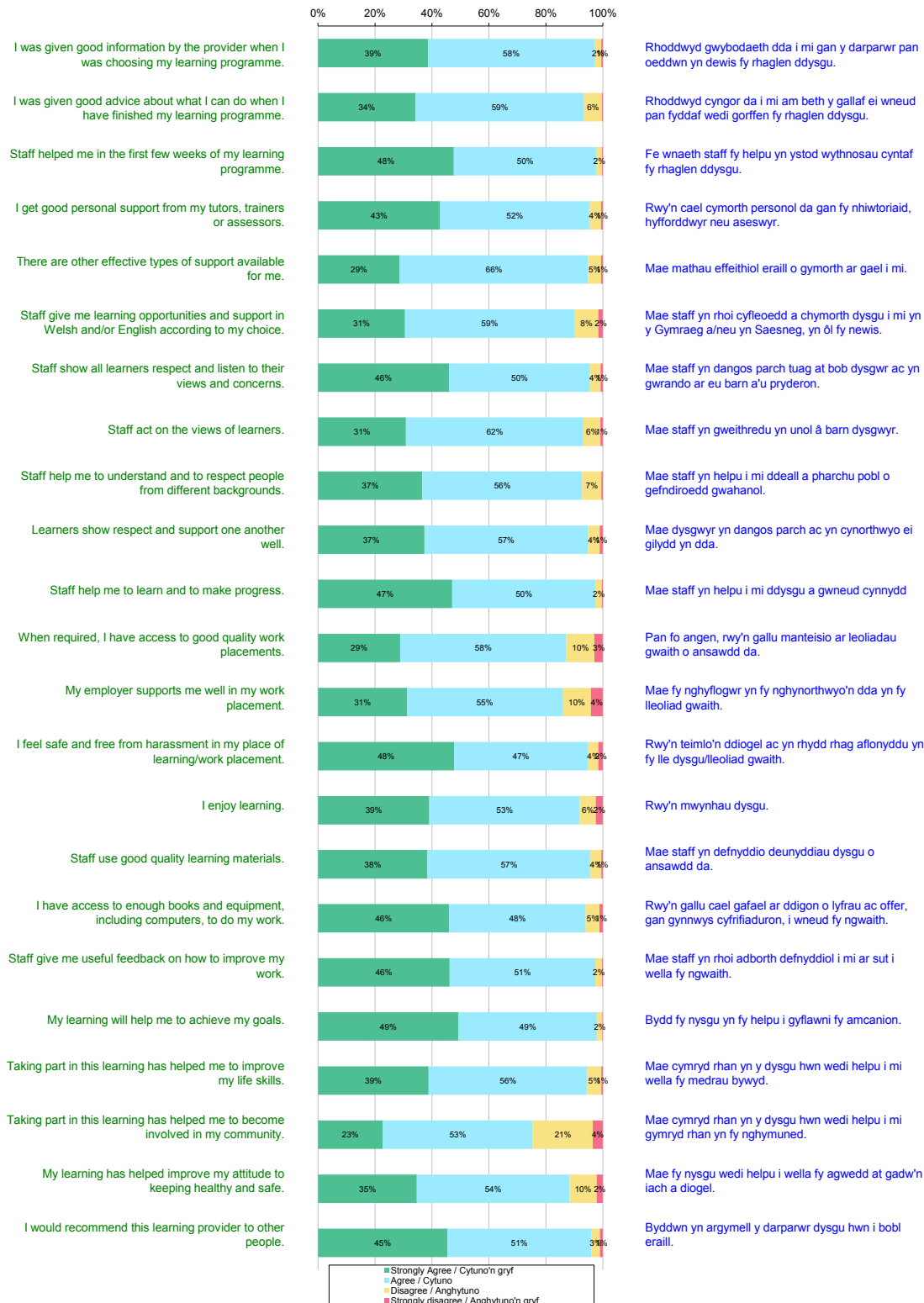
Further education/ Addysg bellach

Learner Questionnaire / Holiadur Dysgwyr

Males / Gwrywaidd

Number of responses/ Nifer o ymatebion

1,116



Please note that the number of responses per question may be slightly lower than the overall number of responses because not all respondents answered all questions. This analysis includes the re-inspection of University of Wales, Newport. This analysis for 2012-2013 includes responses up to and including March 2013. The results of the Post-16 Learner Voice Wales survey were used on inspections from April 2013 onwards.

Sylwer y gallai nifer yr ymatebion i bob cwestiwn fod ychydig yn is na nifer gyffredinol yr ymatebion am na chafwyd ateb i bob cwestiwn gan bawb a ymatebodd. Mae'r dadansoddiad hwn yn cynnwys yr ailrolygiad o Brifysgol Cymru, Casnewydd. Mae'r dadansoddiad hwn ar gyfer 2012-2013 yn cynnwys ymatebion hyd at ac yn cynnwys Mawrth 2013. Defnyddiwyd canlyniadau arolwg Llais y Dysgwyr Ôl-16 Cymru yn ystod arolygiadau o Ebrill 2013 ymlaen.

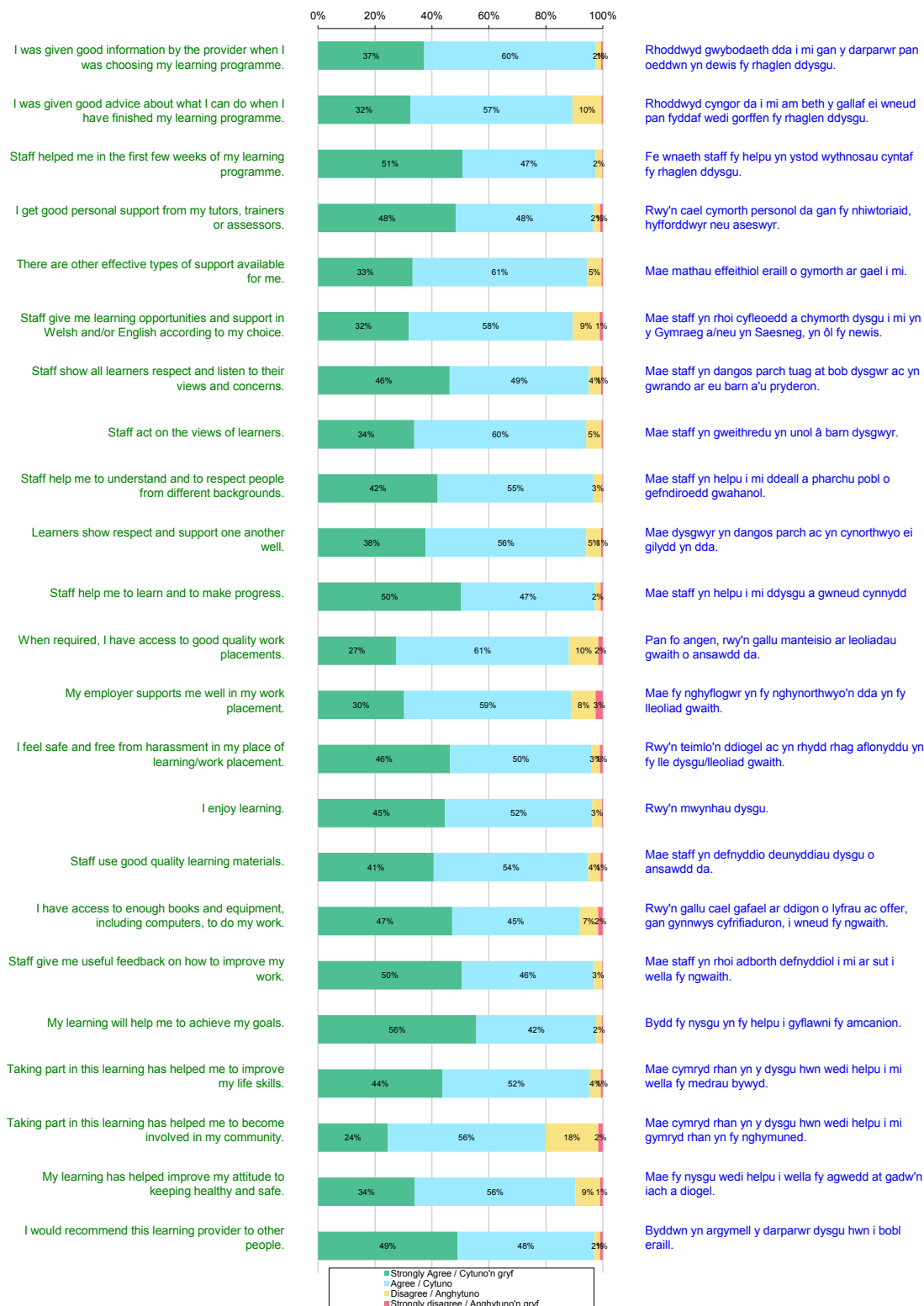
Further education/ Addysg bellach

Learner Questionnaire / Holiadur Dysgwyr

Females / Benywaidd

Number of responses/ Nifer o ymatebion

906



Please note that the number of responses per question may be slightly lower than the overall number of responses because not all respondents answered all questions. This analysis includes the re-inspection of University of Wales, Newport. This analysis for 2012-2013 includes responses up to and including March 2013. The results of the Post-16 Learner Voice Wales survey were used on inspections from April 2013 onwards.

Sylwer y gallai nifer yr ymatebion i bob cwestiwn fod ychydig yn is na nifer gyffredinol yr ymatebion am na chafwyd ateb i bob cwestiwn gan bawb a ymatebodd. Mae'r dadansoddiad hwn yn cynnwys yr ailrolygiad o Brifysgol Cymru, Casnewydd. Mae'r dadansoddiad hwn ar gyfer 2012-2013 yn cynnwys ymatebion hyd at ac yn cynnwys Mawrth 2013. Defnyddiwyd canlyniadau arolwg Llais y Dysgwyr Ôl-16 Cymru yn ystod arolygiadau o Ebrill 2013 ymlaen.

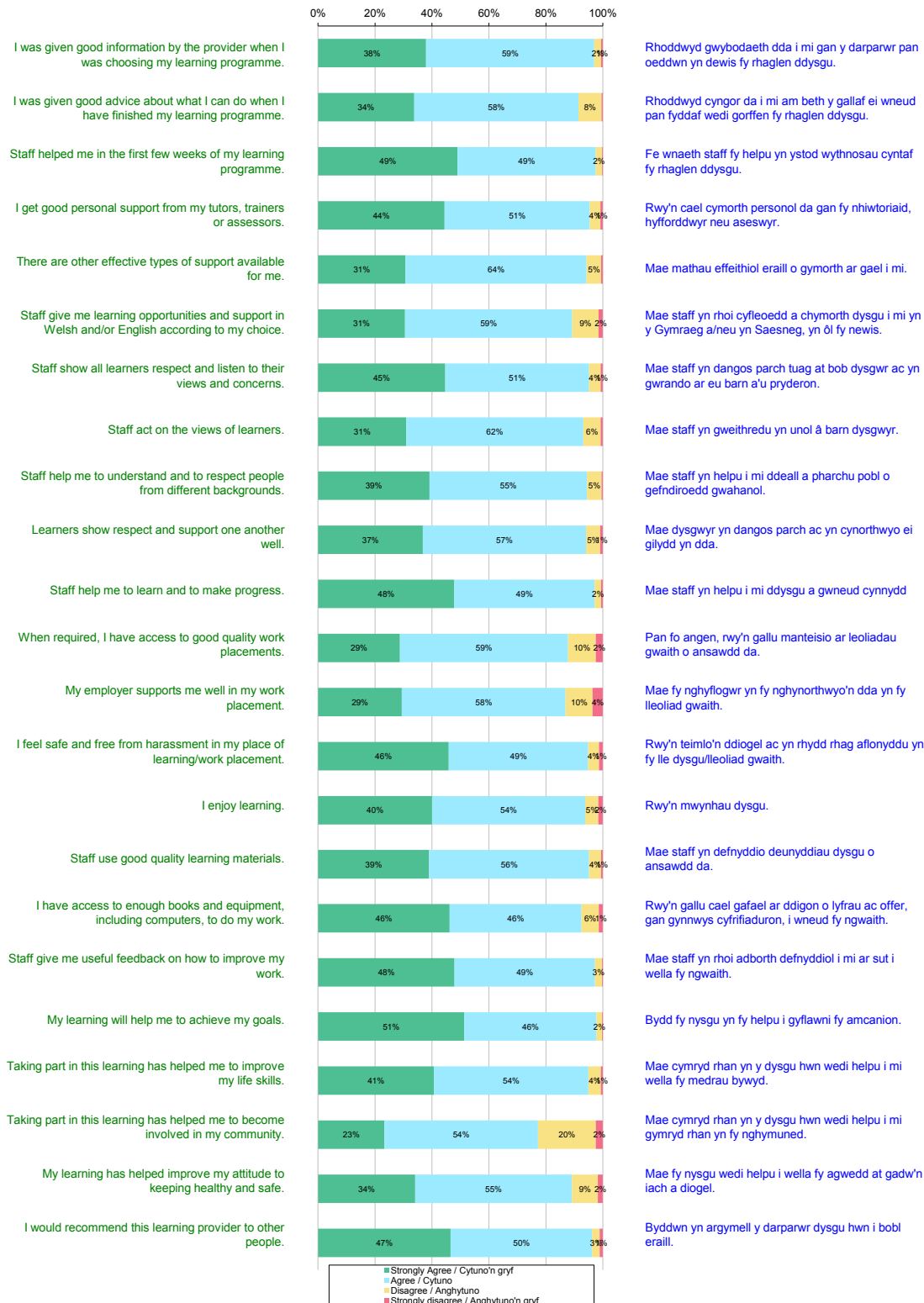
Further education/ Addysg bellach

Learner Questionnaire / Holiadur Dysgwyr

Full-Time / Llawn Amser

Number of responses/ Nifer o ymatebion

1,803



Please note that the number of responses per question may be slightly lower than the overall number of responses because not all respondents answered all questions. This analysis includes the re-inspection of University of Wales, Newport. This analysis for 2012-2013 includes responses up to and including March 2013. The results of the Post-16 Learner Voice Wales survey were used on inspections from April 2013 onwards.

Sylwer y gallai nifer yr ymatebion i bob cwestiwn fod ychydig yn is na nifer gyffredinol yr ymatebion am na chafwyd ateb i bob cwestiwn gan bawb a ymatebodd. Mae'r dadansoddiad hwn yn cynnwys yr ailrolygiad o Brifysgol Cymru, Casnewydd. Mae'r dadansoddiad hwn ar gyfer 2012-2013 yn cynnwys ymatebion hyd at ac yn cynnwys Mawrth 2013. Defnyddiwyd canlyniadau arolwg Llais y Dysgwyr Ôl-16 Cymru yn ystod arolygiadau o Ebrill 2013 ymlaen.

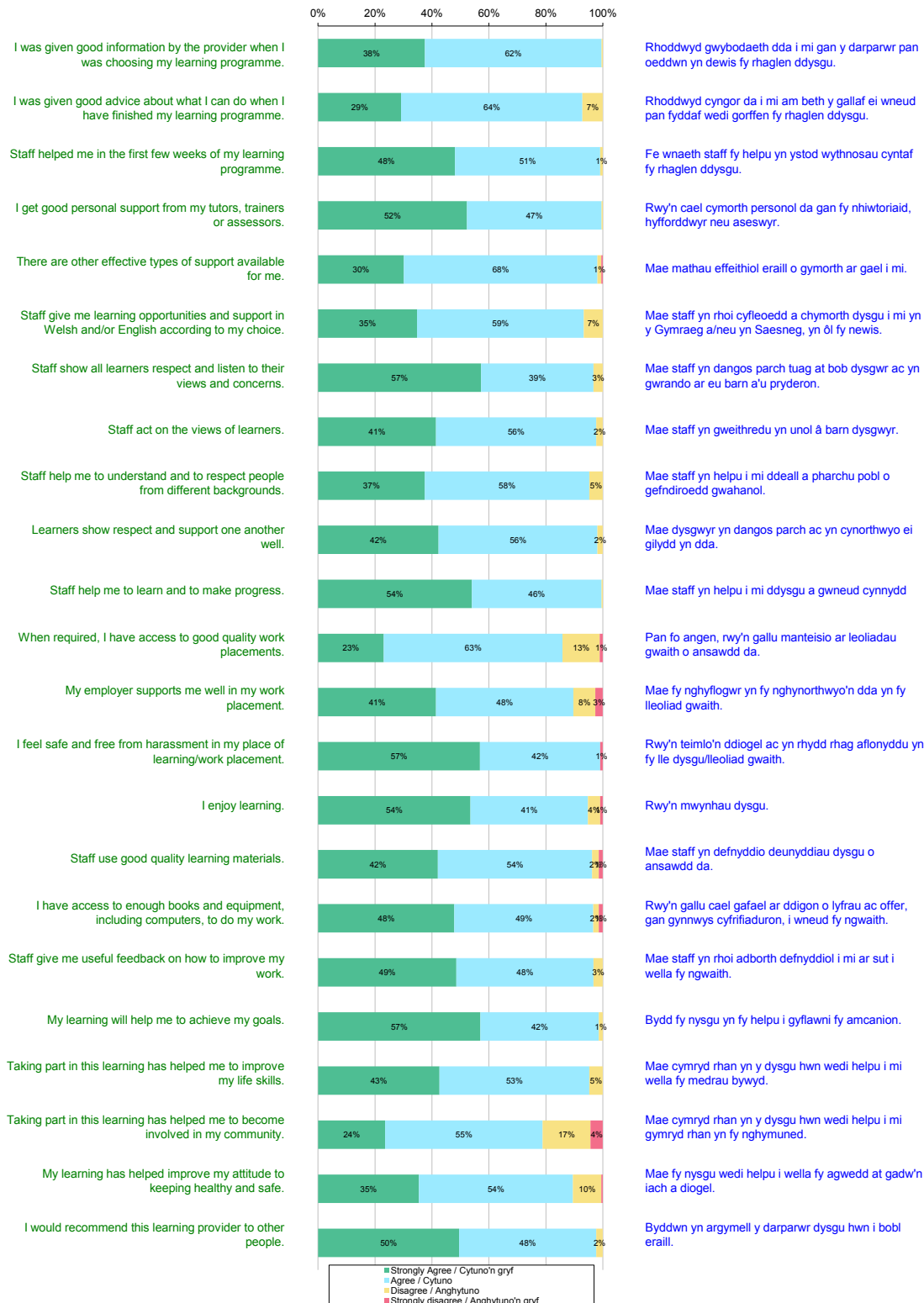
Further education/ Addysg bellach

Learner Questionnaire / Holiadur Dysgwyr

Part-Time / Rhan Amser

Number of responses/ Nifer o ymatebion

215



Please note that the number of responses per question may be slightly lower than the overall number of responses because not all respondents answered all questions. This analysis includes the re-inspection of University of Wales, Newport. This analysis for 2012-2013 includes responses up to and including March 2013. The results of the Post-16 Learner Voice Wales survey were used on inspections from April 2013 onwards.

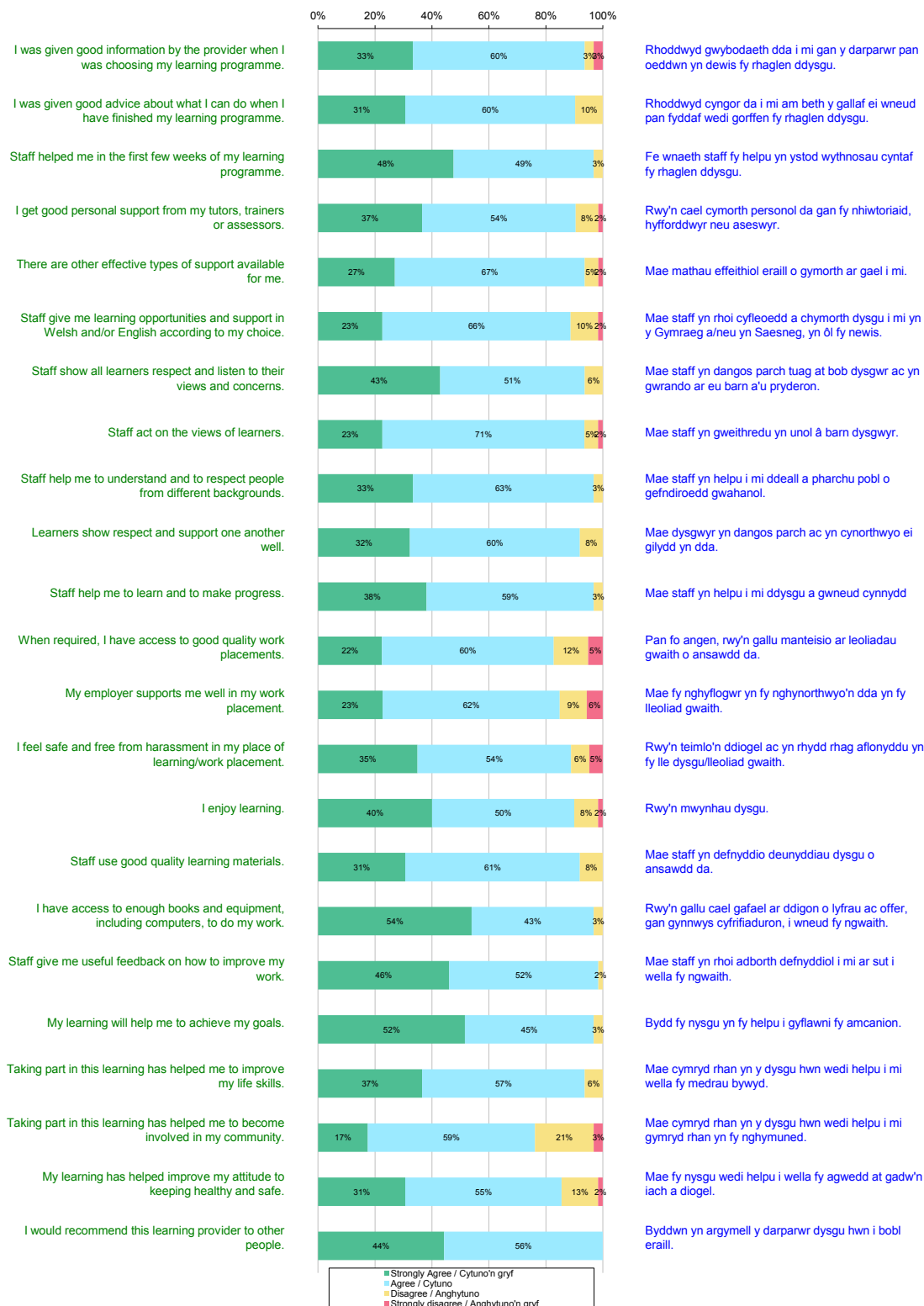
Sylwer y gallai nifer yr ymatebion i bob cwestiwn fod ychydig yn is na nifer gyffredinol yr ymatebion am na chafwyd ateb i bob cwestiwn gan bawb a ymatebodd. Mae'r dadansoddiad hwn yn cynnwys yr ailrolygiad o Brifysgol Cymru, Casnewydd. Mae'r dadansoddiad hwn ar gyfer 2012-2013 yn cynnwys ymatebion hyd at ac yn cynnwys Mawrth 2013. Defnyddiwyd canlyniadau arolwg Llais y Dysgwyr Ôl-16 Cymru yn ystod arolygiadau o Ebrill 2013 ymlaen.

Further education/ Addysg bellach

Learner Questionnaire / Holiadur Dysgwyr Under 16 / Dan 16

Number of responses/ Nifer o ymatebion

63



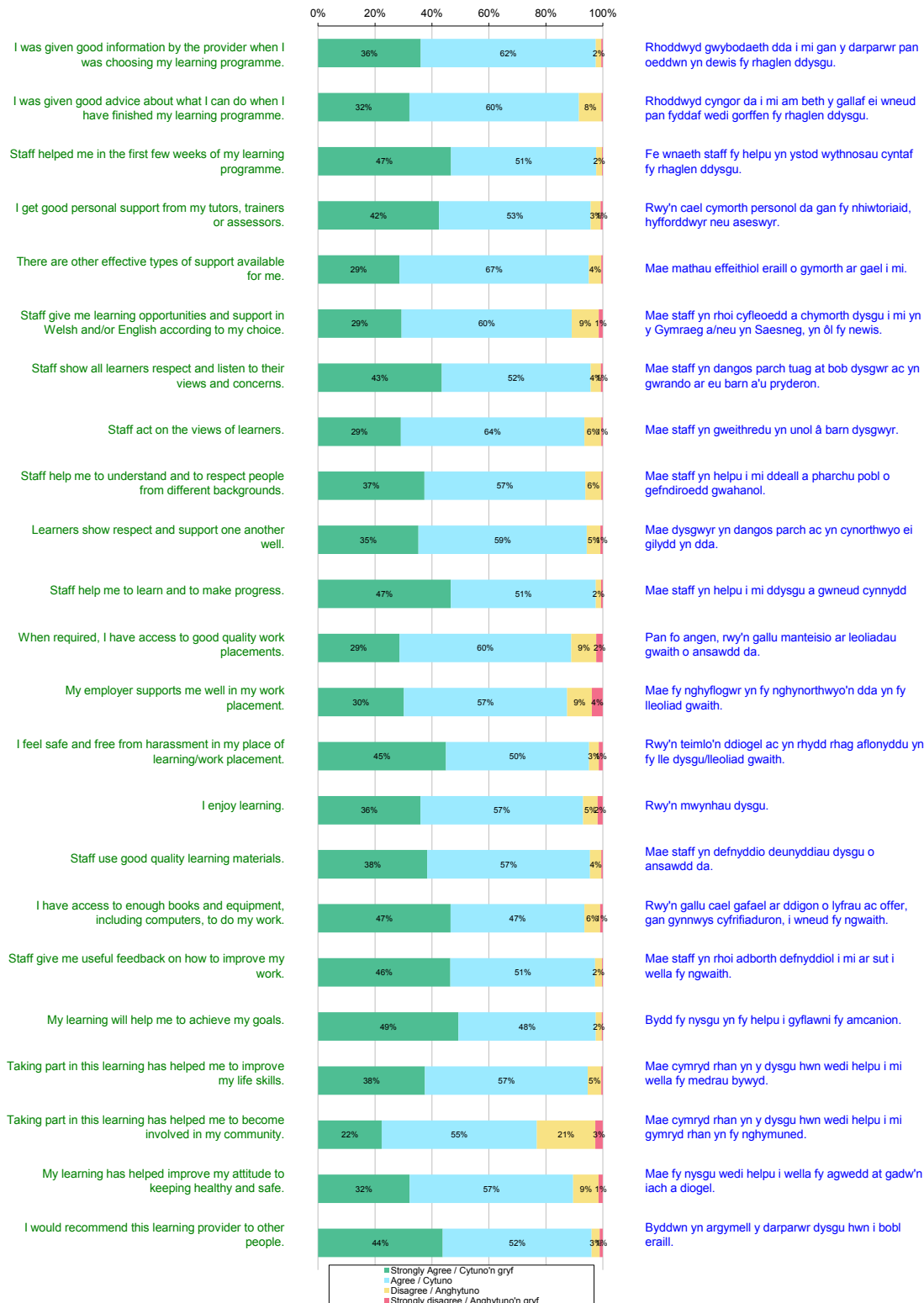
Please note that the number of responses per question may be slightly lower than the overall number of responses because not all respondents answered all questions. This analysis includes the re-inspection of University of Wales, Newport. This analysis for 2012-2013 includes responses up to and including March 2013. The results of the Post-16 Learner Voice Wales survey were used on inspections from April 2013 onwards.

Sylwer y gallai nifer yr ymatebion i bob cwestiwn fod ychydig yn is na nifer gyffredinol yr ymatebion am na chafwyd ateb i bob cwestiwn gan bawb a ymatebodd. Mae'r dadansoddiad hwn yn cynnwys yr ailrolygiad o Brifysgol Cymru, Casnewydd. Mae'r dadansoddiad hwn ar gyfer 2012-2013 yn cynnwys ymatebion hyd at ac yn cynnwys Mawrth 2013. Defnyddiwyd canlyniadau arolwg Llais y Dysgwyr Ôl-16 Cymru yn ystod arolygiadau o Ebrill 2013 ymlaen.

Further education/ Addysg bellach

Learner Questionnaire / Holiadur Dysgwyr 16-19

Number of responses/ Nifer o ymatebion 1,477



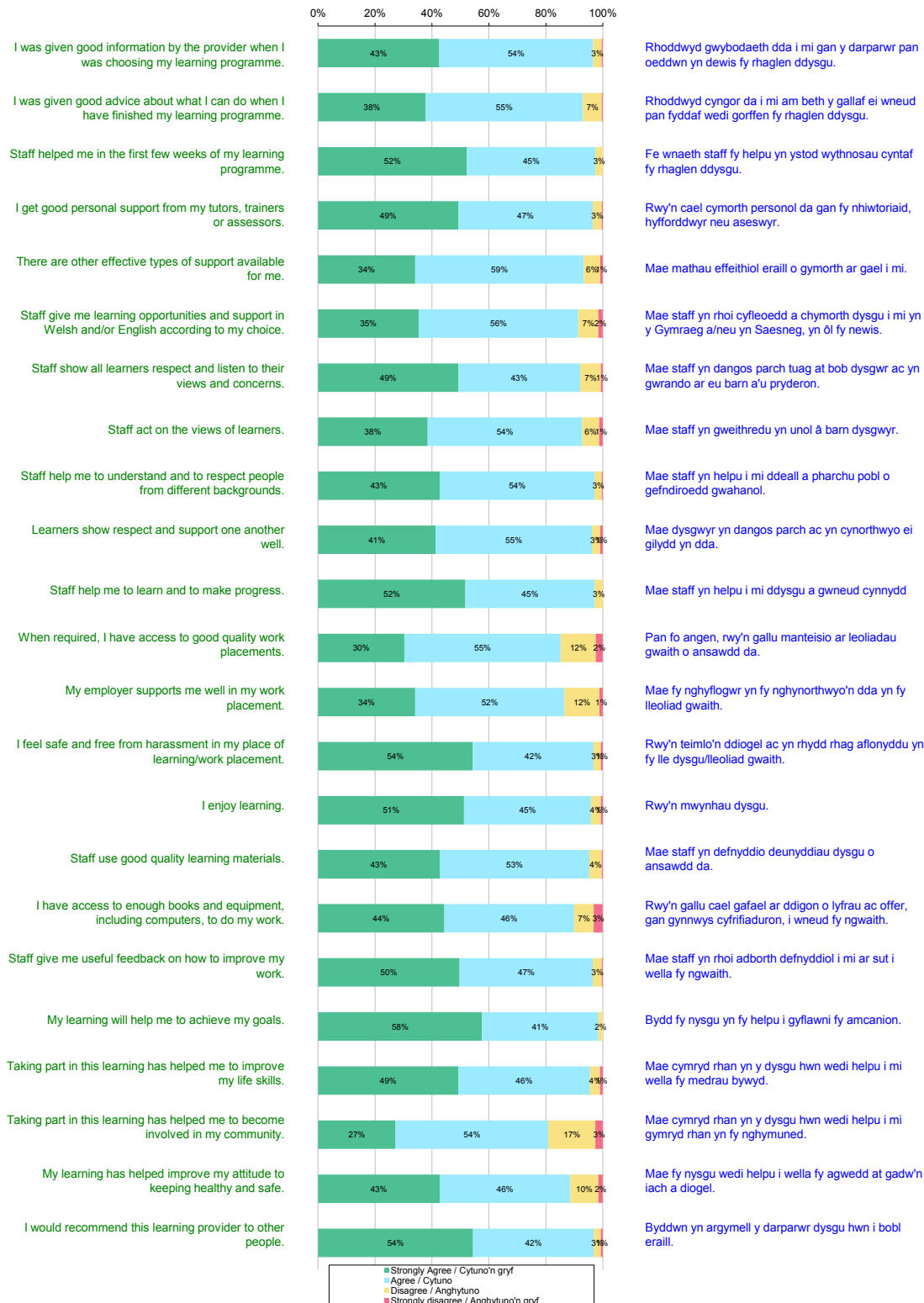
Please note that the number of responses per question may be slightly lower than the overall number of responses because not all respondents answered all questions. This analysis includes the re-inspection of University of Wales, Newport. This analysis for 2012-2013 includes responses up to and including March 2013. The results of the Post-16 Learner Voice Wales survey were used on inspections from April 2013 onwards.

Sylwer y gallai nifer yr ymatebion i bob cwestiwn fod ychydig yn is na nifer gyffredinol yr ymatebion am na chafwyd ateb i bob cwestiwn gan bawb a ymatebodd. Mae'r dadansoddiad hwn yn cynnwys yr ailrolygiad o Brifysgol Cymru, Casnewydd. Mae'r dadansoddiad hwn ar gyfer 2012-2013 yn cynnwys ymatebion hyd at ac yn cynnwys Mawrth 2013. Defnyddiwyd canlyniadau arolwg Llais y Dysgwyr Ôl-16 Cymru yn ystod arolygiadau o Ebrill 2013 ymlaen.

Further education/ Addysg bellach

Learner Questionnaire / Holiadur Dysgwyr 19-25

Number of responses/ Nifer o ymatebion 317



Please note that the number of responses per question may be slightly lower than the overall number of responses because not all respondents answered all questions. This analysis includes the re-inspection of University of Wales, Newport. This analysis for 2012-2013 includes responses up to and including March 2013. The results of the Post-16 Learner Voice Wales survey were used on inspections from April 2013 onwards.

Sylwer y gallai nifer yr ymatebion i bob cwestiwn fod ychydig yn is na nifer gyffredinol yr ymatebion am na chafwyd ateb i bob cwestiwn gan bawb a ymatebodd. Mae'r dadansoddiad hwn yn cynnwys yr ailrolygiad o Brifysgol Cymru, Casnewydd. Mae'r dadansoddiad hwn ar gyfer 2012-2013 yn cynnwys ymatebion hyd at ac yn cynnwys Mawrth 2013. Defnyddiwyd canlyniadau arolwg Llais y Dysgwyr Ôl-16 Cymru yn ystod arolygiadau o Ebrill 2013 ymlaen.

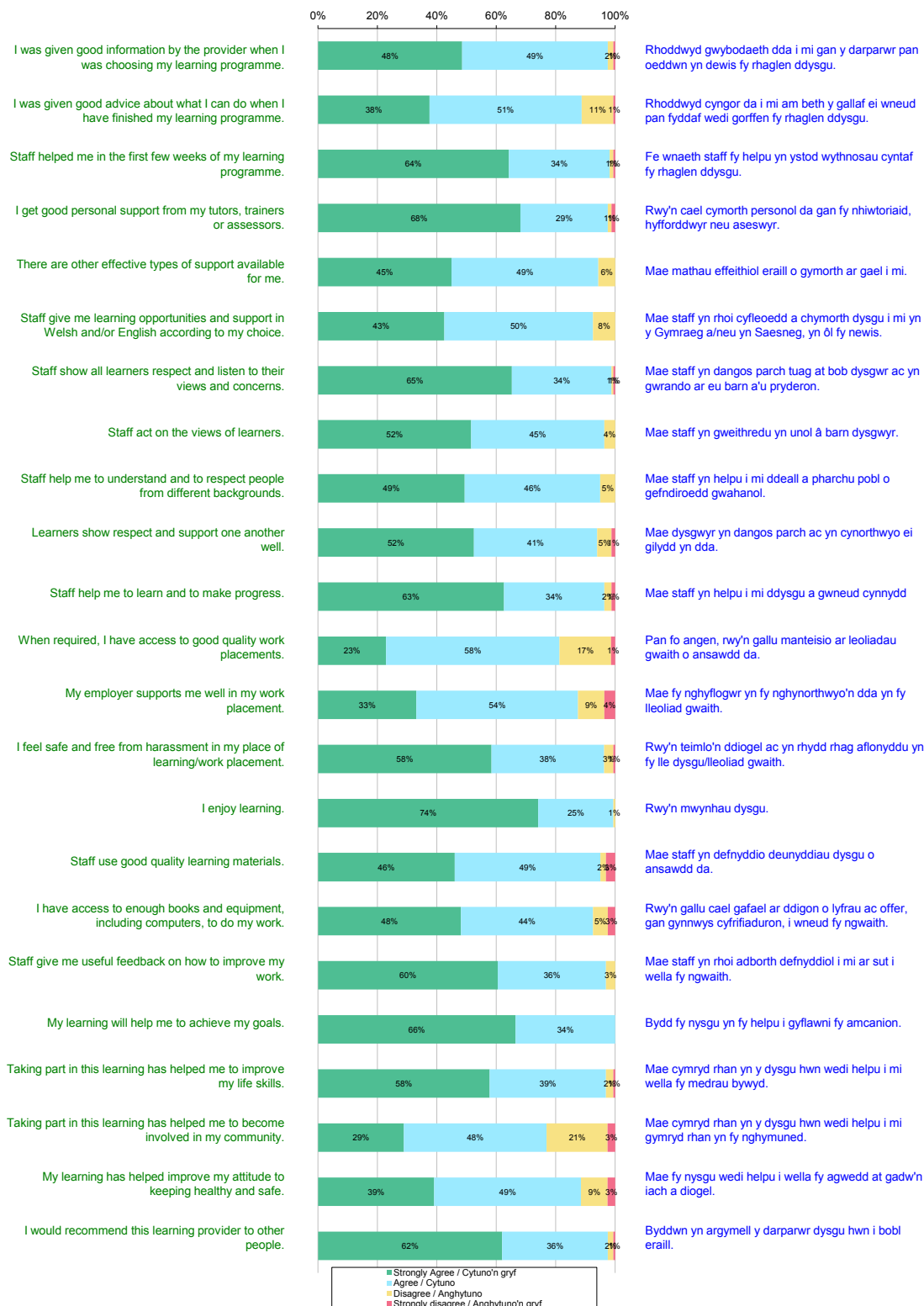
Further education/ Addysg bellach

Learner Questionnaire / Holiadur Dysgwyr

25+

Number of responses/ Nifer o ymatebion

164



Please note that the number of responses per question may be slightly lower than the overall number of responses because not all respondents answered all questions. This analysis includes the re-inspection of University of Wales, Newport. This analysis for 2012-2013 includes responses up to and including March 2013. The results of the Post-16 Learner Voice Wales survey were used on inspections from April 2013 onwards.

Sylwer y gallai nifer yr ymatebion i bob cwestiwn fod ychydig yn is na nifer gyffredinol yr ymatebion am na chafwyd ateb i bob cwestiwn gan bawb a ymatebodd. Mae'r dadansoddiad hwn yn cynnwys yr ailrolygiad o Brifysgol Cymru, Casnewydd. Mae'r dadansoddiad hwn ar gyfer 2012-2013 yn cynnwys ymatebion hyd at ac yn cynnwys Mawrth 2013. Defnyddiwyd canlyniadau arolwg Llais y Dysgwr Ôl-16 Cymru yn ystod arolygiadau o Ebrill 2013 ymlaen.

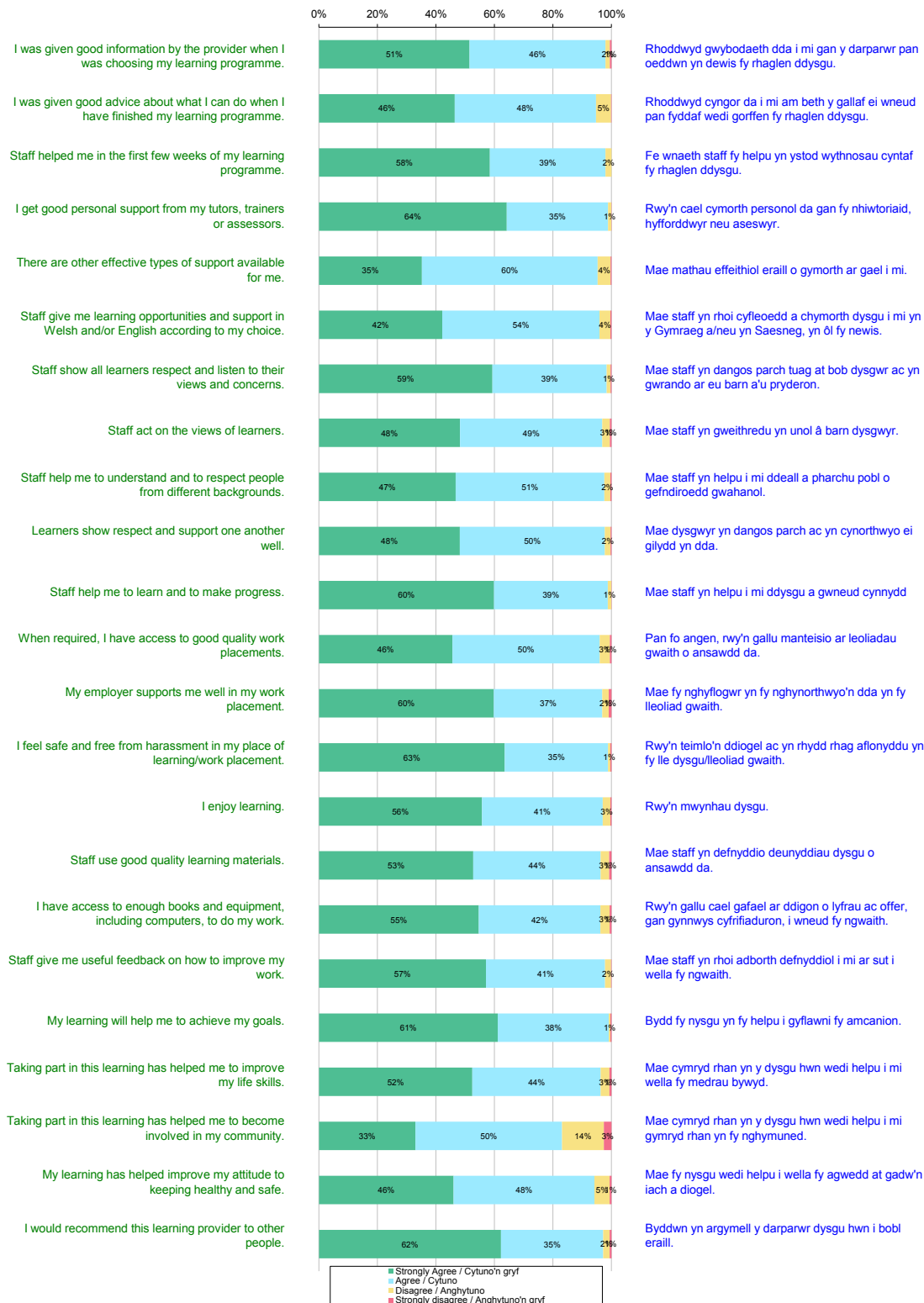
Work-based learning/ Dysgu yn y gwaith

Learner Questionnaire / Holiadur Dysgwyr

All Learners / Pob Dysgwr

Number of responses/ Nifer o ymatebion

1,113



Please note that the number of responses per question may be slightly lower than the overall number of responses because not all respondents answered all questions. This analysis includes the re-inspection of City & County of Swansea Lifelong Learning and Employment Training Service. This analysis for 2012-2013 includes responses up to and including March 2013. The results of the Post-16 Learner Voice Wales survey were used on inspections from April 2013 onwards.

Sylwer y gallai nifer yr ymatebion i bob cwestiwn fod ychydig yn is na nifer gyffredinol yr ymatebion am na chafwyd ateb i bob cwestiwn gan bawb a ymatebodd. Mae'r dadansoddiad hwn yn cynnwys yr ailrolygiad o Wasanaeth Dysgu Gydol Oes a Hyfforddiant Cyfogaeth Dinas a Sir Abertawe. Mae'r dadansoddiad hwn ar gyfer 2012-2013 yn cynnwys ymatebion hyd at ac yn cynnwys Mawrth 2013. Defnyddiwyd canlyniadau arolwg Llais y Dysgwr Ôl-16 Cymru yn ystod arolygiadau o Ebrill 2013 ymlaen.

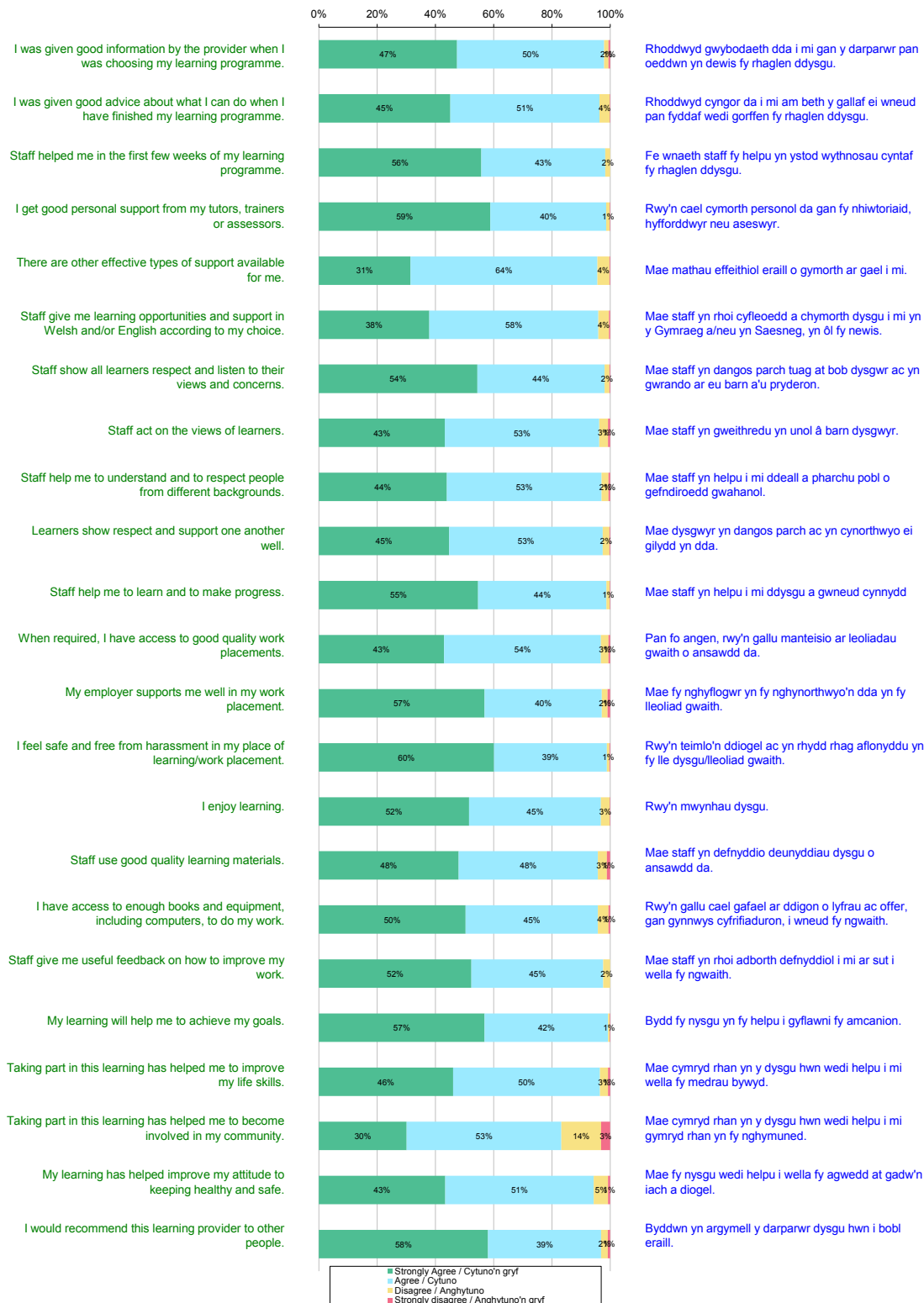
Work-based learning/ Dysgu yn y gwaith

Learner Questionnaire / Holiadur Dysgwyr

Males / Gwrywaidd

Number of responses/ Nifer o ymatebion

716



Please note that the number of responses per question may be slightly lower than the overall number of responses because not all respondents answered all questions. This analysis includes the re-inspection of City & County of Swansea Lifelong Learning and Employment Training Service. This analysis for 2012-2013 includes responses up to and including March 2013. The results of the Post-16 Learner Voice Wales survey were used on inspections from April 2013 onwards.

Sylwer y gallai nifer yr ymatebion i bob cwestiwn fod ychydig yn is na nifer gyffredinol yr ymatebion am na chafwyd ateb i bob cwestiwn gan bawb a ymatebodd. Mae'r dadansoddiad hwn yn cynnwys yr ailrolygiad o Wasanaeth Dysgu Gydol Oes a Hyfforddiant Cyfogaeth Dinas a Sir Abertawe. Mae'r dadansoddiad hwn ar gyfer 2012-2013 yn cynnwys ymatebion hyd at ac yn cynnwys Mawrth 2013. Defnyddiwyd canlyniadau arolwg Llais y Dysgwr Ôl-16 Cymru yn ystod arolygiadau o Ebrill 2013 ymlaen.

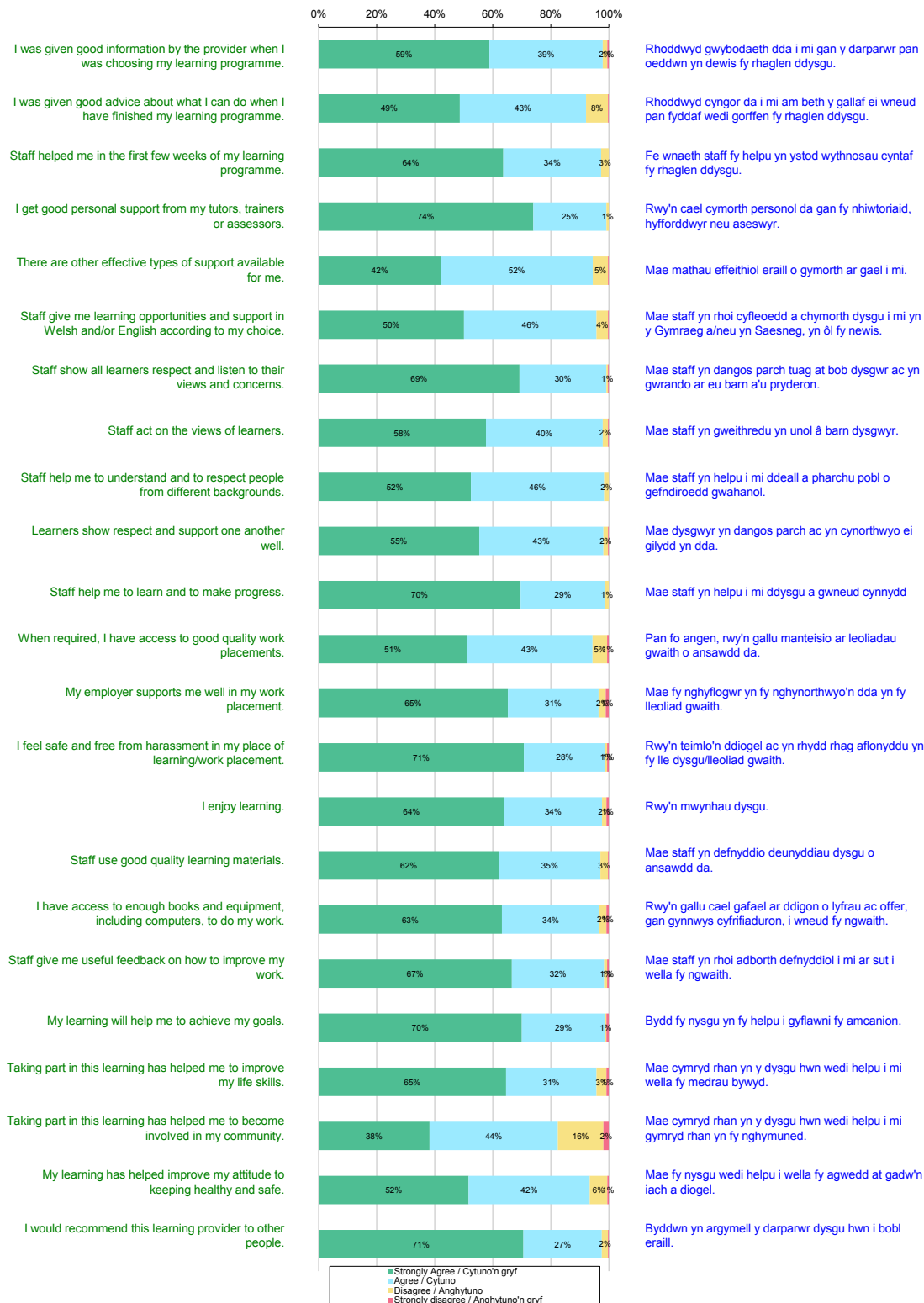
Work-based learning/ Dysgu yn y gwaith

Learner Questionnaire / Holiadur Dysgwyr

Females / Benywaidd

Number of responses/ Nifer o ymatebion

383



Please note that the number of responses per question may be slightly lower than the overall number of responses because not all respondents answered all questions. This analysis includes the re-inspection of City & County of Swansea Lifelong Learning and Employment Training Service. This analysis for 2012-2013 includes responses up to and including March 2013. The results of the Post-16 Learner Voice Wales survey were used on inspections from April 2013 onwards.

Sylwer y gallai nifer yr ymatebion i bob cwestiwn fod ychydig yn is na nifer gyffredinol yr ymatebion am na chafwyd ateb i bob cwestiwn gan bawb a ymatebodd. Mae'r dadansoddiad hwn yn cynnwys yr ailrolygiad o Wasanaeth Dysgu Gydol Oes a Hyfforddiant Cyfogaeth Dinas a Sir Abertawe. Mae'r dadansoddiad hwn ar gyfer 2012-2013 yn cynnwys ymatebion hyd at ac yn cynnwys Mawrth 2013. Defnyddiwyd canlyniadau arolwg Llais y Dysgwr Ôl-16 Cymru yn ystod arolygiadau o Ebrill 2013 ymlaen.

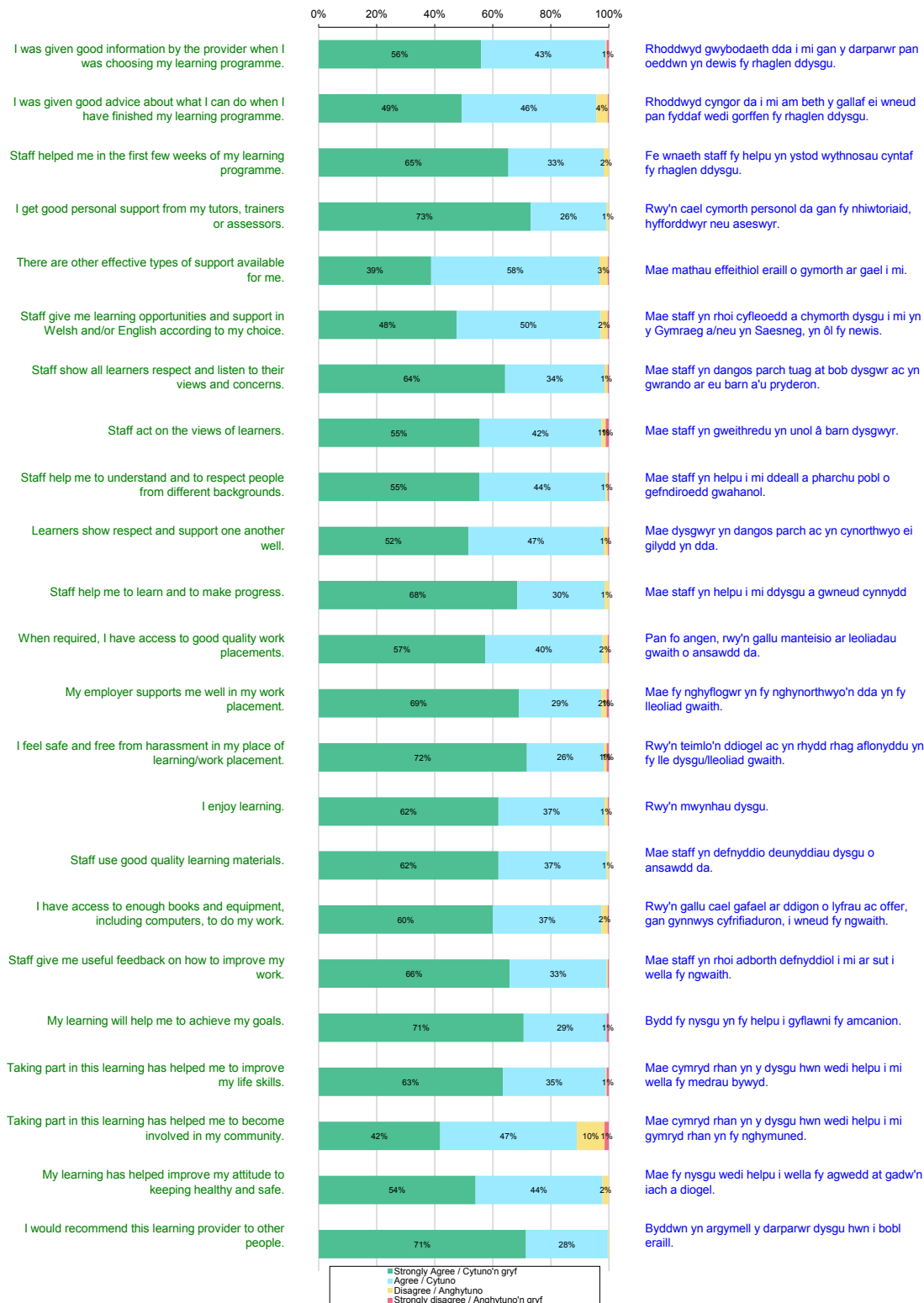
Work-based learning/ Dysgu yn y gwaith

Learner Questionnaire / Holiadur Dysgwyr

Full time / Llawn amser

Number of responses/ Nifer o ymatebion

284



Please note that the number of responses per question may be slightly lower than the overall number of responses because not all respondents answered all questions. This analysis includes the re-inspection of City & County of Swansea Lifelong Learning and Employment Training Service. This analysis for 2012-2013 includes responses up to and including March 2013. The results of the Post-16 Learner Voice Wales survey were used on inspections from April 2013 onwards.

Sylwer y gallai nifer yr ymatebion i bob cwestiwn fod ychydig yn is na nifer gyffredinol yr ymatebion am na chafwyd ateb i bob cwestiwn gan bawb a ymatebodd. Mae'r dadansoddiad hwn yn cynnwys yr ailrolygiad o Wasanaeth Dysgu Gydol Oes a Hyfforddiant Cyfogaeth Dinas a Sir Abertawe. Mae'r dadansoddiad hwn ar gyfer 2012-2013 yn cynnwys ymatebion hyd at ac yn cynnwys Mawrth 2013. Defnyddiwyd canlyniadau arolwg Llais y Dysgwyr Ol-16 Cymru yn ystod arolygiadau o Ebrill 2013 ymlaen.

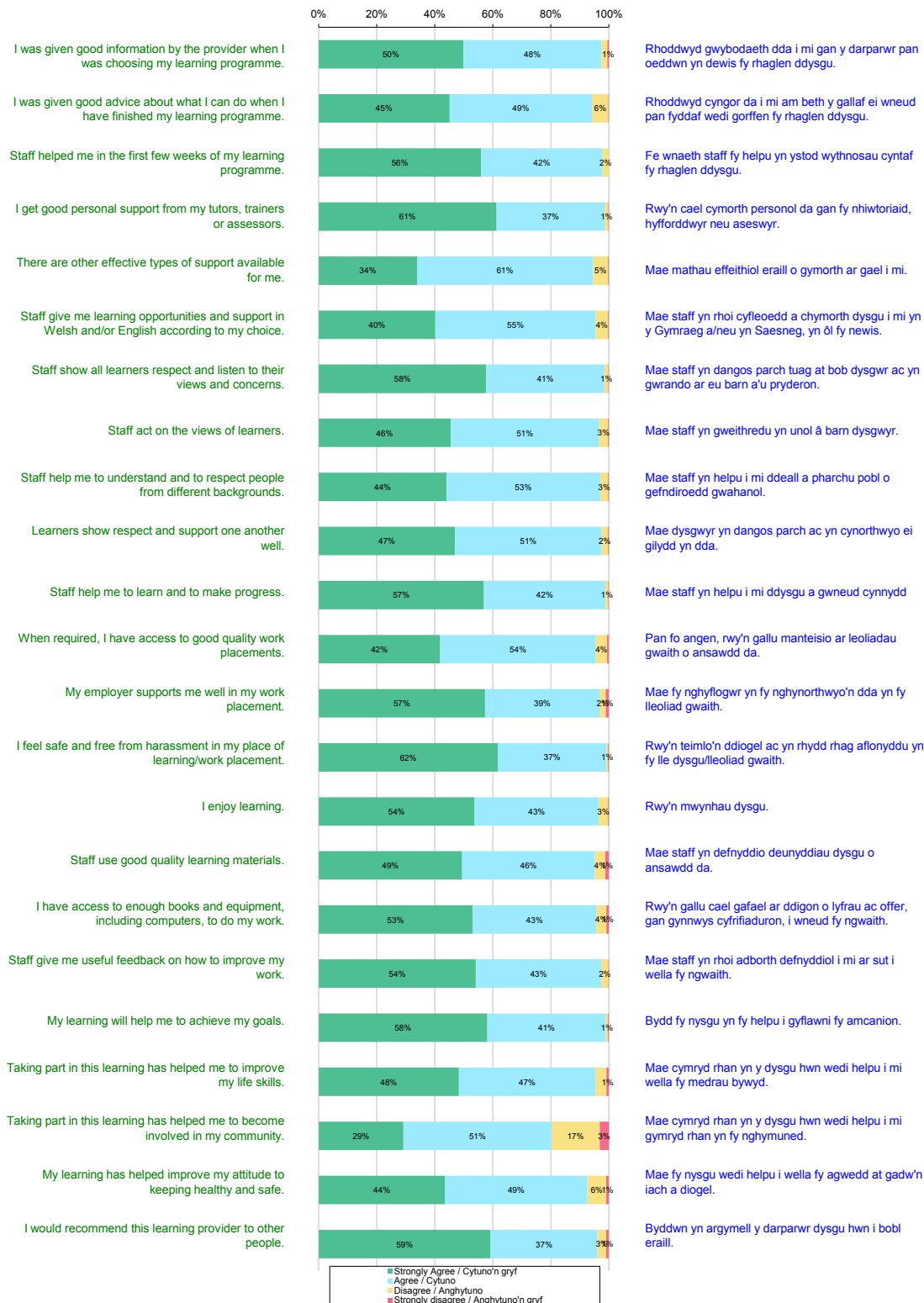
Work-based learning/ Dysgu yn y gwaith

Learner Questionnaire / Holiadur Dysgwyr

Part time / Rhan amser

Number of responses/ Nifer o ymatebion

775



Please note that the number of responses per question may be slightly lower than the overall number of responses because not all respondents answered all questions. This analysis includes the re-inspection of City & County of Swansea Lifelong Learning and Employment Training Service. This analysis for 2012-2013 includes responses up to and including March 2013. The results of the Post-16 Learner Voice Wales survey were used on inspections from April 2013 onwards.

Sylwer y gallai nifer yr ymatebion i bob cwestiwn fod ychydig yn is na nifer gyffredinol yr ymatebion am na chafwyd ateb i bob cwestiwn gan bawb a ymatebodd. Mae'r dadansoddiad hwn yn cynnwys yr ailrolygiad o Wasanaeth Dysgu Gydol Oes a Hyfforddiant Cyfogaeth Dinas a Sir Abertawe. Mae'r dadansoddiad hwn ar gyfer 2012-2013 yn cynnwys ymatebion hyd at ac yn cynnwys Mawrth 2013. Defnyddiwyd canlyniadau arolwg Llais y Dysgwyr Ol-16 Cymru yn ystod arolygiadau o Ebrill 2013 ymlaen.

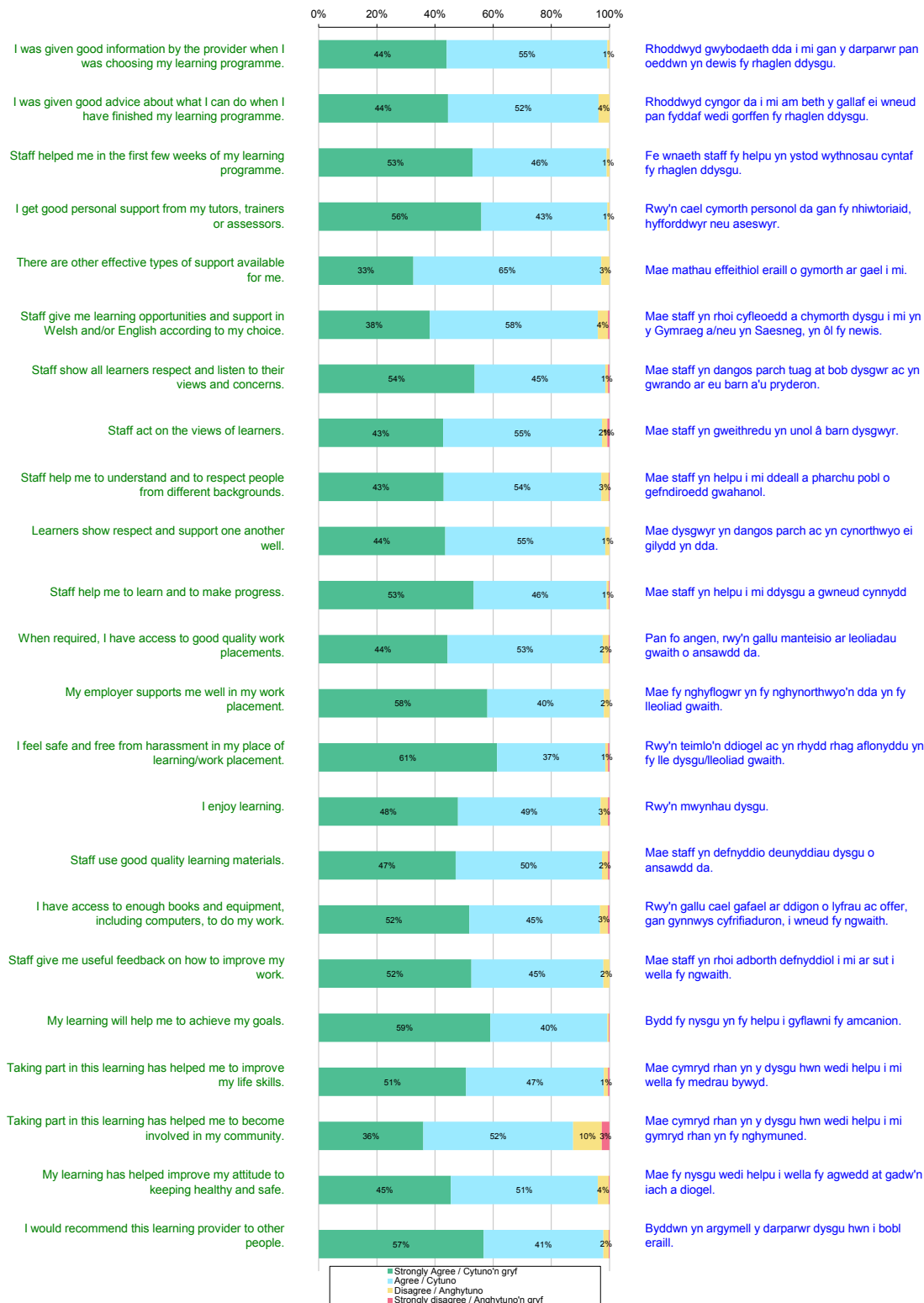
Work-based learning/ Dysgu yn y gwaith

Learner Questionnaire / Holiadur Dysgwyr

Under 19 / Dan 19

Number of responses/ Nifer o ymatebion

427



Please note that the number of responses per question may be slightly lower than the overall number of responses because not all respondents answered all questions. This analysis includes the re-inspection of City & County of Swansea Lifelong Learning and Employment Training Service. This analysis for 2012-2013 includes responses up to and including March 2013. The results of the Post-16 Learner Voice Wales survey were used on inspections from April 2013 onwards.

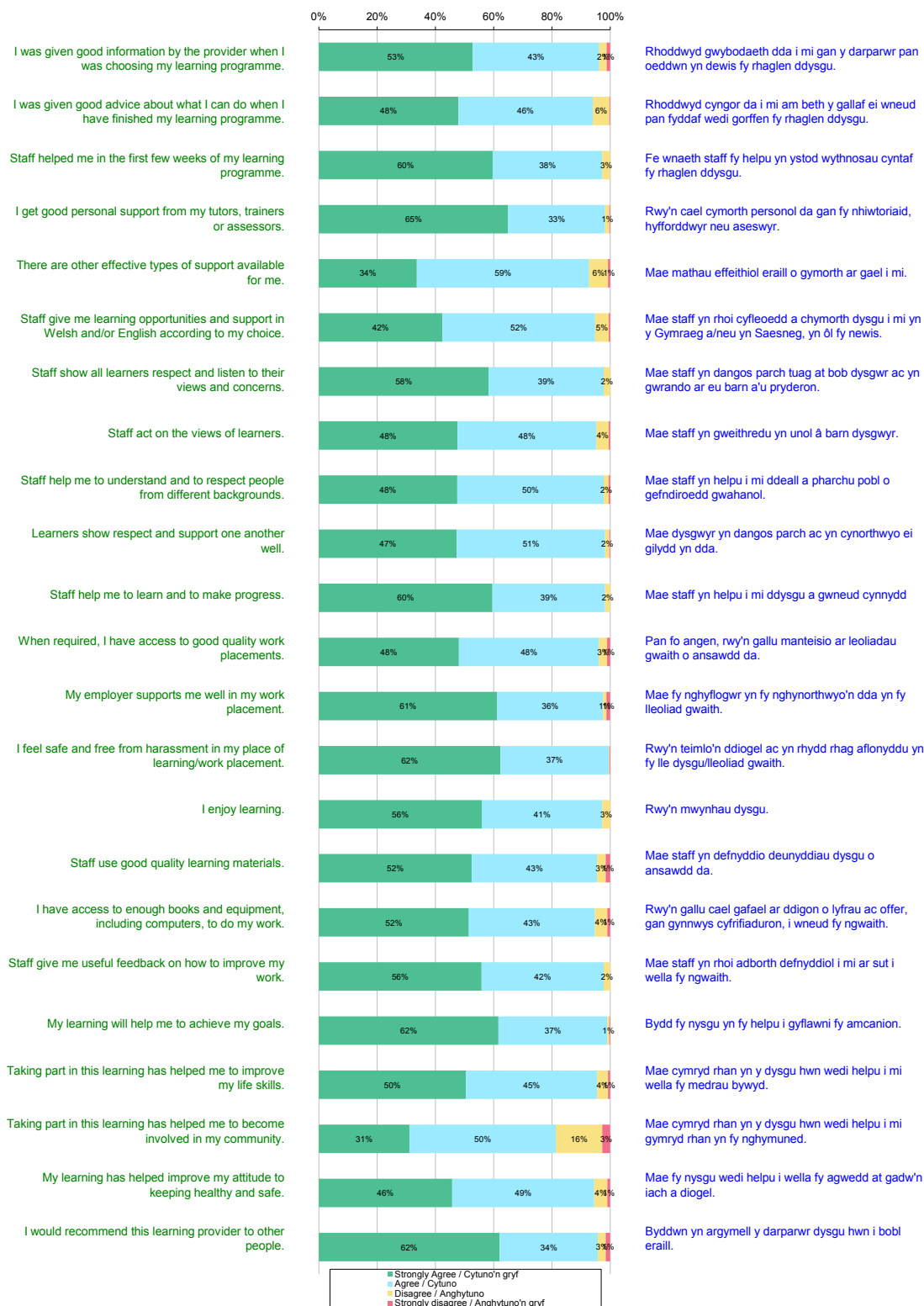
Sylwer y gallai nifer yr ymatebion i bob cwestiwn fod ychydig yn is na nifer gyffredinol yr ymatebion am na chafwyd ateb i bob cwestiwn gan bawb a ymatebodd. Mae'r dadansoddiad hwn yn cynnwys yr ailrolygiad o Wasanaeth Dysgu Gydol Oes a Hyfforddiant Cyfogaeth Dinas a Sir Abertawe. Mae'r dadansoddiad hwn ar gyfer 2012-2013 yn cynnwys ymatebion hyd at ac yn cynnwys Mawrth 2013. Defnyddiwyd canlyniadau arolwg Llais y Dysgwyr Ôl-16 Cymru yn ystod arolygiadau o Ebrill 2013 ymlaen.

Work-based learning/ Dysgu yn y gwaith

Learner Questionnaire / Holiadur Dysgwyr
19-25

Number of responses/ Nifer o ymatebion

404



Please note that the number of responses per question may be slightly lower than the overall number of responses because not all respondents answered all questions. This analysis includes the re-inspection of City & County of Swansea Lifelong Learning and Employment Training Service. This analysis for 2012-2013 includes responses up to and including March 2013. The results of the Post-16 Learner Voice Wales survey were used on inspections from April 2013 onwards.

Sylwer y gallai nifer yr ymatebion i bob cwestiwn fod ychydig yn is na nifer gyffredinol yr ymatebion am na chafwyd ateb i bob cwestiwn gan bawb a ymatebodd. Mae'r dadansoddiad hwn yn cynnwys yr ailrolygiad o Wasanaeth Dysgu Gydol Oes a Hyfforddiant Cyfogaeth Dinas a Sir Abertawe. Mae'r dadansoddiad hwn ar gyfer 2012-2013 yn cynnwys ymatebion hyd at ac yn cynnwys Mawrth 2013. Defnyddiwyd canlyniadau arolwg Llais y Dysgwr Ôl-16 Cymru yn ystod arolygiadau o Ebrill 2013 ymlaen.

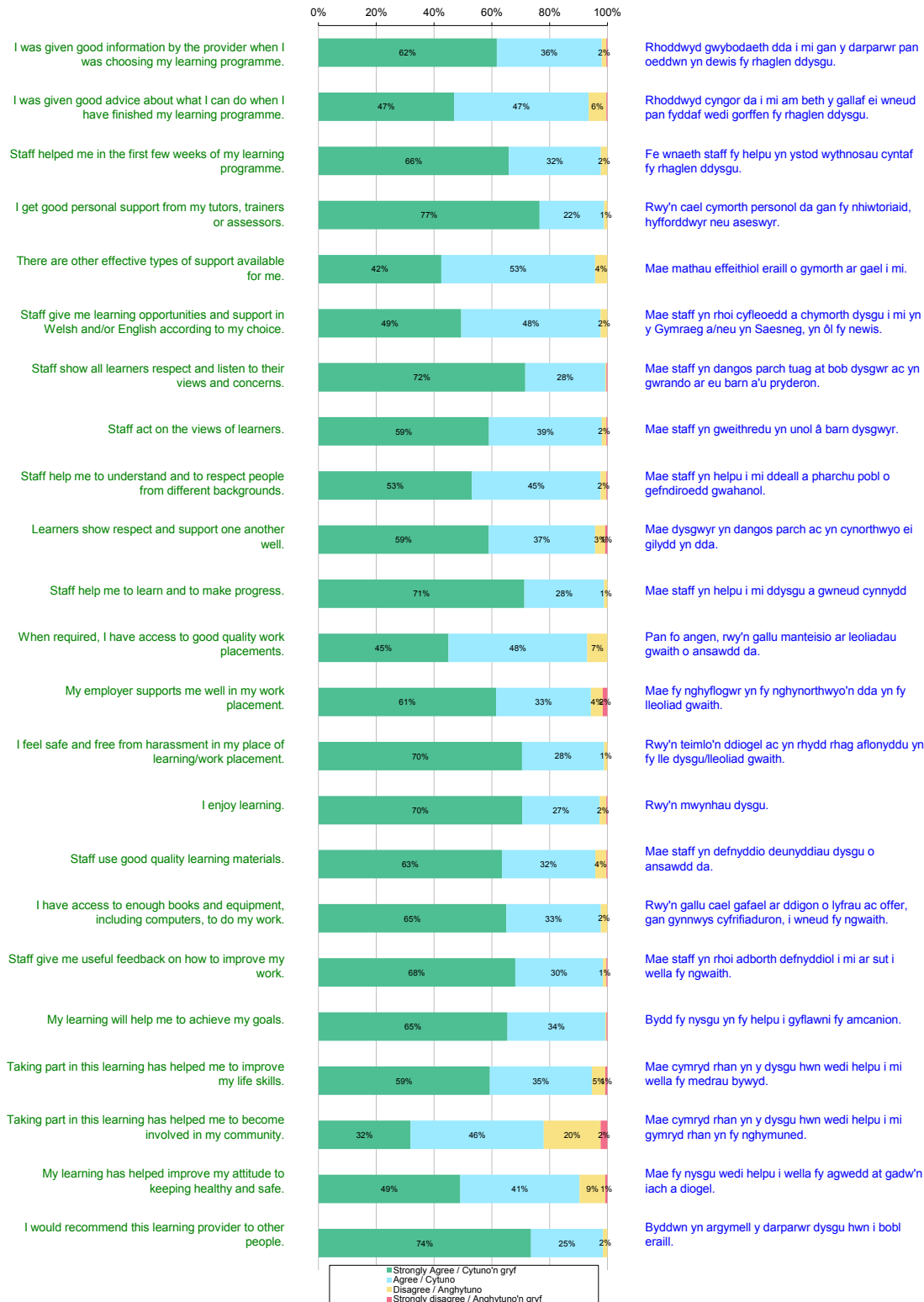
Work-based learning/ Dysgu yn y gwaith

Learner Questionnaire / Holiadur Dysgwyr

25+

Number of responses/ Nifer o ymatebion

261



Please note that the number of responses per question may be slightly lower than the overall number of responses because not all respondents answered all questions. This analysis includes the re-inspection of City & County of Swansea Lifelong Learning and Employment Training Service. This analysis for 2012-2013 includes responses up to and including March 2013. The results of the Post-16 Learner Voice Wales survey were used on inspections from April 2013 onwards.

Sylwer y gallai nifer yr ymatebion i bob cwestiwn fod ychydig yn is na nifer gyffredinol yr ymatebion am na chafwyd ateb i bob cwestiwn gan bawb a ymatebodd. Mae'r dadansoddiad hwn yn cynnwys yr ailrolygiad o Wasanaeth Dysgu Gydol Oes a Hyfforddiant Cyfogaeth Dinas a Sir Abertawe. Mae'r dadansoddiad hwn ar gyfer 2012-2013 yn cynnwys ymatebion hyd at ac yn cynnwys Mawrth 2013. Defnyddiwyd canlyniadau arolwg Llais y Dysgwyr Ol-16 Cymru yn ystod arolygiadau o Ebrill 2013 ymlaen.

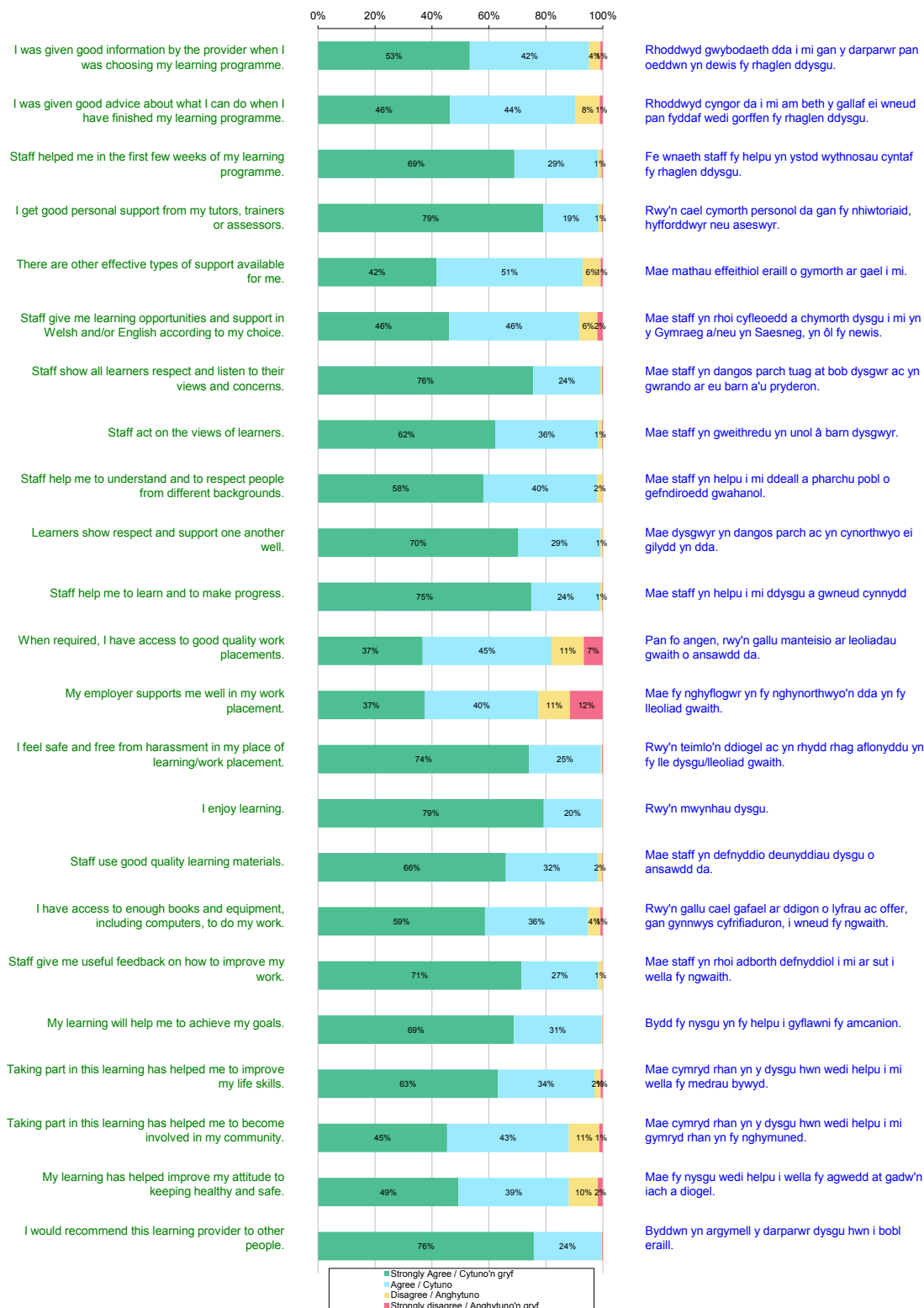
Adult community learning/ Dysgu oedolion yn y gymuned

Learner Questionnaire / Holiadur Dysgwyr

All Learners / Pob Dysgwr

Number of responses/ Nifer o ymatebion

1,531



Please note that the number of responses per question may be slightly lower than the overall number of responses because not all respondents answered all questions. This analysis for 2012-2013 includes responses up to and including March 2013. The results of the Post-16 Learner Voice Wales survey were used on inspections from April 2013 onwards.

Sylwer y gallai nifer yr ymatebion i bob cwestiwn fod ychydig yn is na nifer gyffredinol yr ymatebion am na chafwyd ateb i bob cwestiwn gan bawb a ymatebodd. Mae'r dadansoddiad hwn ar gyfer 2012-2013 yn cynnwys ymatebion hyd at ac yn cynnwys Mawrth 2013. Defnyddiwyd canlyniadau arolwg Llais y Dysgwr Ôl-16 Cymru yn ystod arolygiadau o Ebrill 2013 ymlaen.

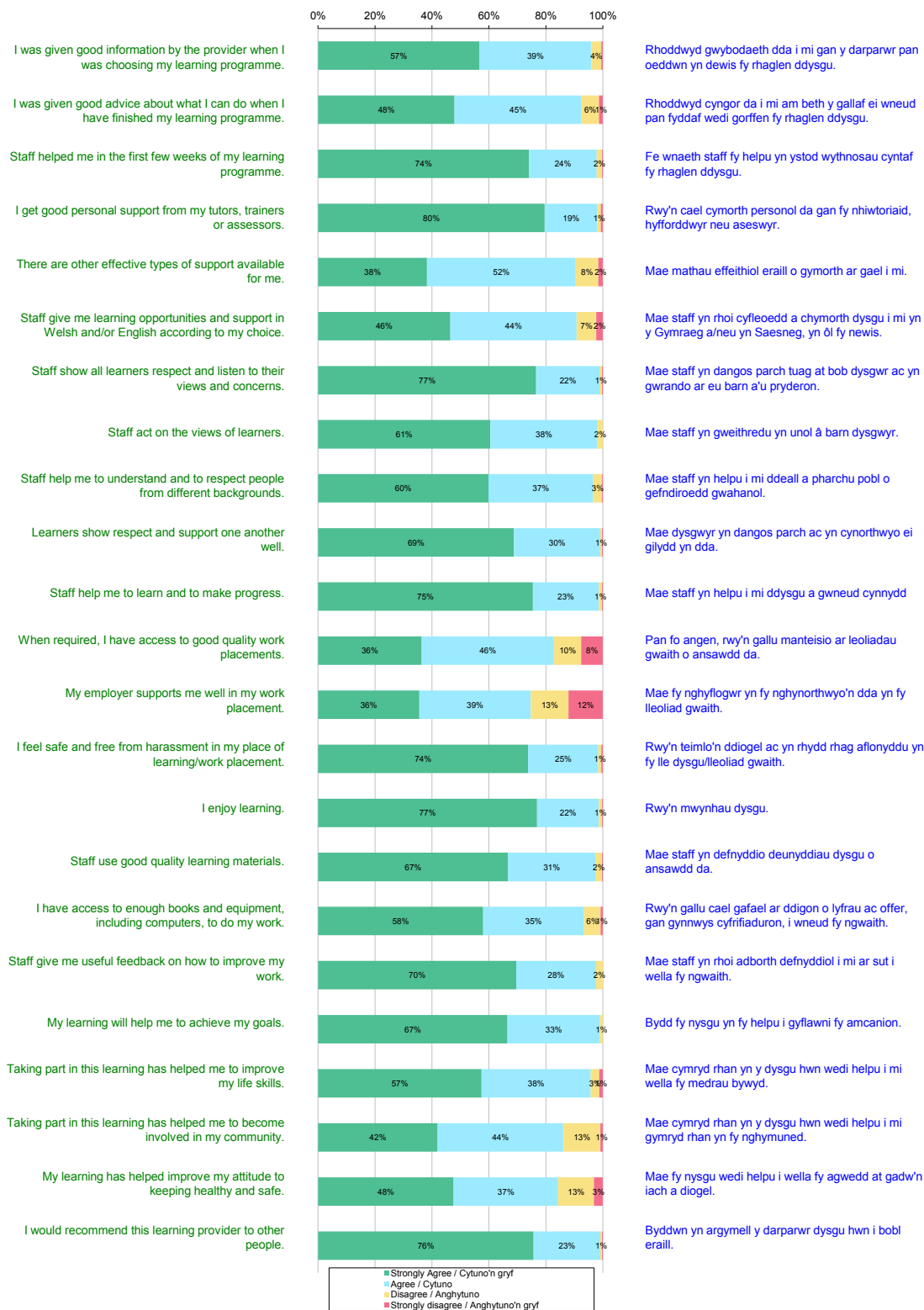
Adult community learning/ Dysgu oedolion yn y gymuned

Learner Questionnaire / Holiadur Dysgwyr

Males / Gwrywaidd

Number of responses/ Nifer o ymatebion

432



Please note that the number of responses per question may be slightly lower than the overall number of responses because not all respondents answered all questions. This analysis for 2012-2013 includes responses up to and including March 2013. The results of the Post-16 Learner Voice Wales survey were used on inspections from April 2013 onwards.

Sylwer y gallai nifer yr ymatebion i bob cwestiwn fod ychydig yn is na nifer gyffredinol yr ymatebion am na chafwyd ateb i bob cwestiwn gan bawb a ymatebodd. Mae'r dadansoddiad hwn ar gyfer 2012-2013 yn cynnwys ymatebion hyd at ac yn cynnwys Mawrth 2013. Defnyddiwyd canlyniadau arolwg Llais y Dysgwr Ôl-16 Cymru yn ystod arolygiadau o Ebrill 2013 ymlaen.

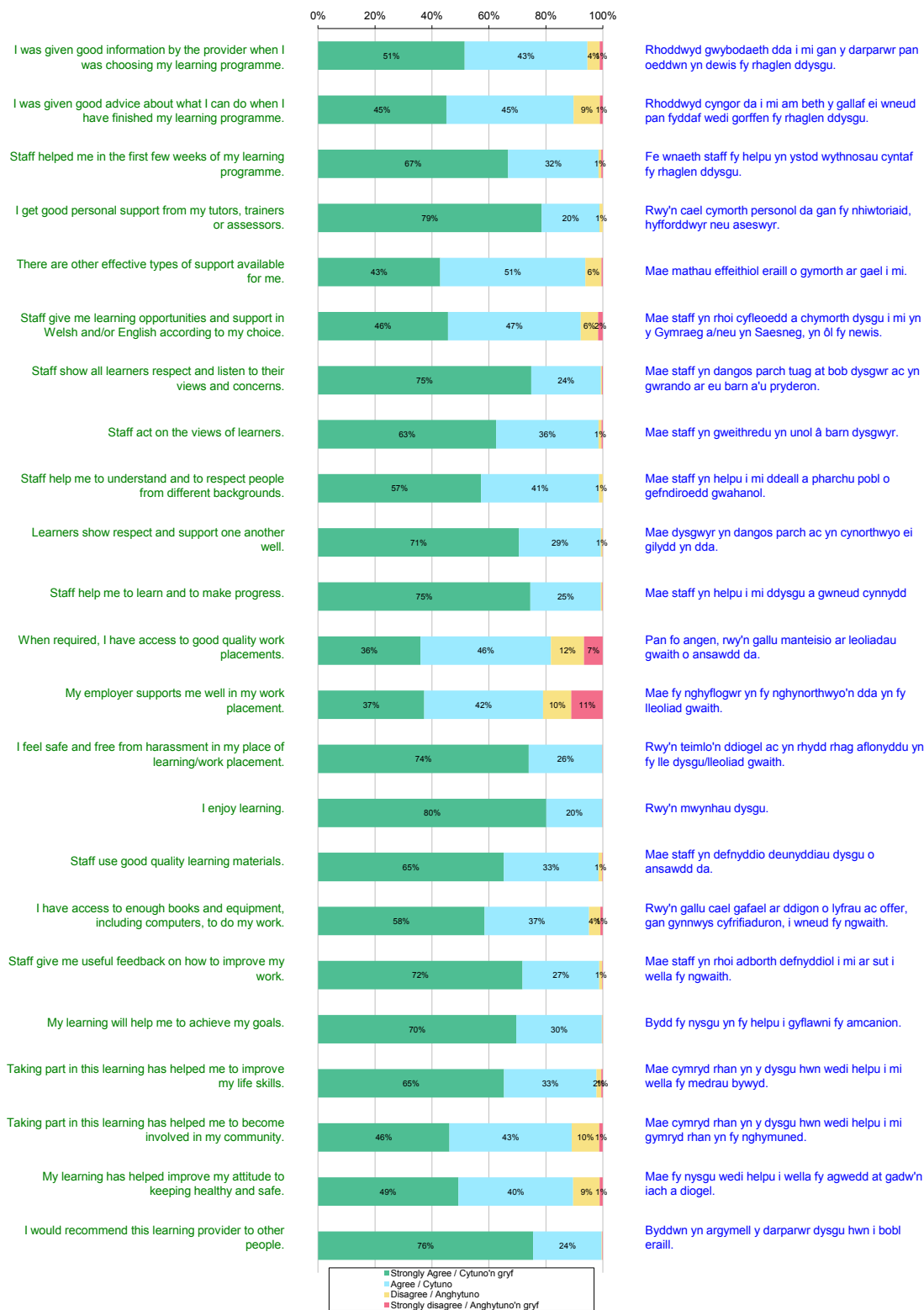
Adult community learning/ Dysgu oedolion yn y gymuned

Learner Questionnaire / Holiadur Dysgwyr

Females / Benywaidd

Number of responses/ Nifer o ymatebion

1,025



Please note that the number of responses per question may be slightly lower than the overall number of responses because not all respondents answered all questions. This analysis for 2012-2013 includes responses up to and including March 2013. The results of the Post-16 Learner Voice Wales survey were used on inspections from April 2013 onwards.

Sylwer y gallai nifer yr ymatebion i bob cwestiwn fod ychydig yn is na nifer gyffredinol yr ymatebion am na chafwyd ateb i bob cwestiwn gan bawb a ymatebodd. Mae'r dadansoddiad hwn ar gyfer 2012-2013 yn cynnwys ymatebion hyd at ac yn cynnwys Mawrth 2013. Defnyddiwyd canlyniadau arolwg Llais y Dysgwr Ôl-16 Cymru yn ystod arolygiadau o Ebrill 2013 ymlaen.

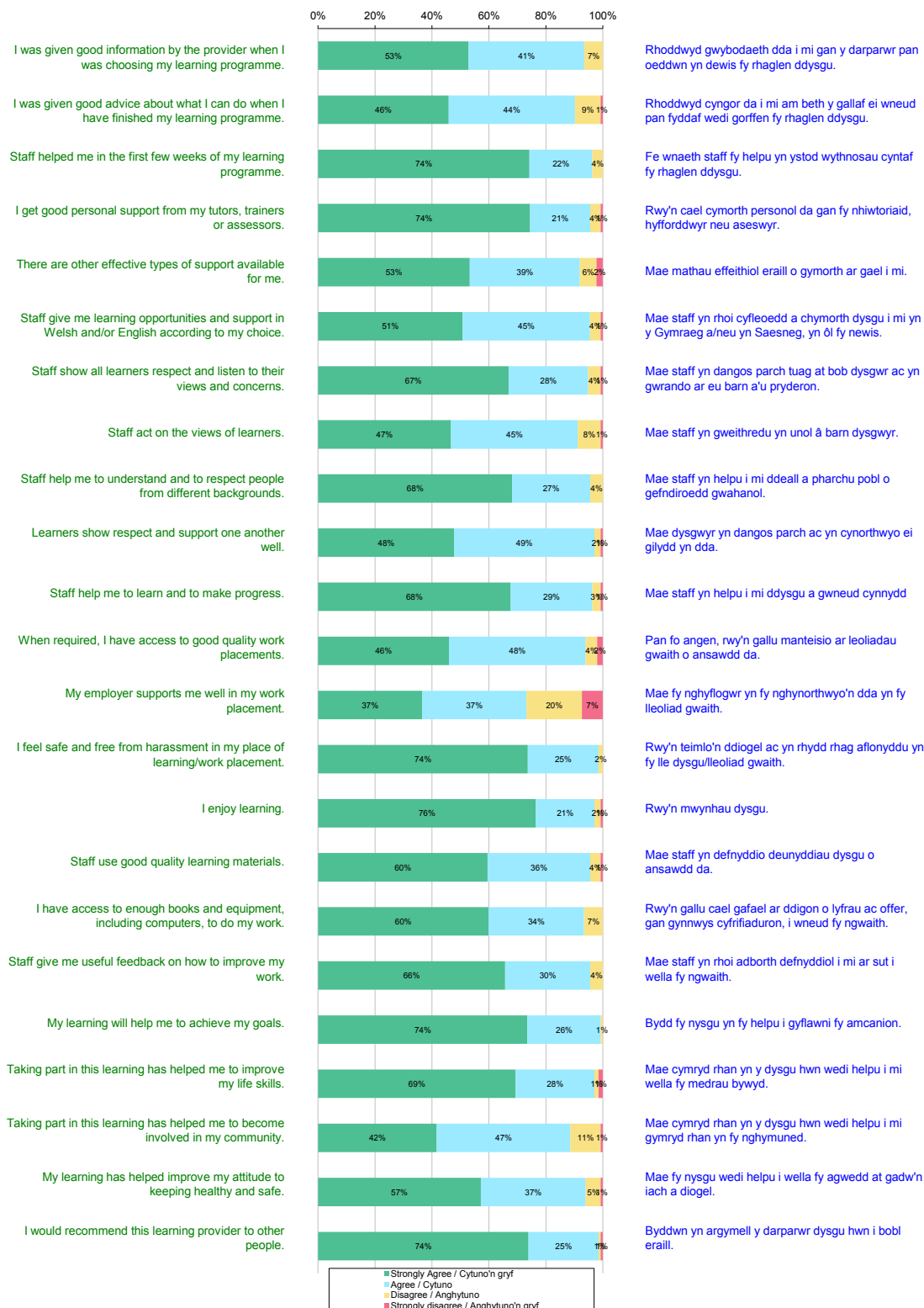
Adult community learning/ Dysgu oedolion yn y gymuned

Learner Questionnaire / Holiadur Dysgwyr

Full-Time / Llawn Amser

Number of responses/ Nifer o ymatebion

138



Please note that the number of responses per question may be slightly lower than the overall number of responses because not all respondents answered all questions. This analysis for 2012-2013 includes responses up to and including March 2013. The results of the Post-16 Learner Voice Wales survey were used on inspections from April 2013 onwards.

Sylwer y gallai nifer yr ymatebion i bob cwestiwn fod ychydig yn is na nifer gyffredinol yr ymatebion am na chafwyd ateb i bob cwestiwn gan bawb a ymatebodd. Mae'r dadansoddiad hwn ar gyfer 2012-2013 yn cynnwys ymatebion hyd at ac yn cynnwys Mawrth 2013. Defnyddiwyd canlyniadau arolwg Llais y Dysgwr Ôl-16 Cymru yn ystod arolygiadau o Ebrill 2013 ymlaen.

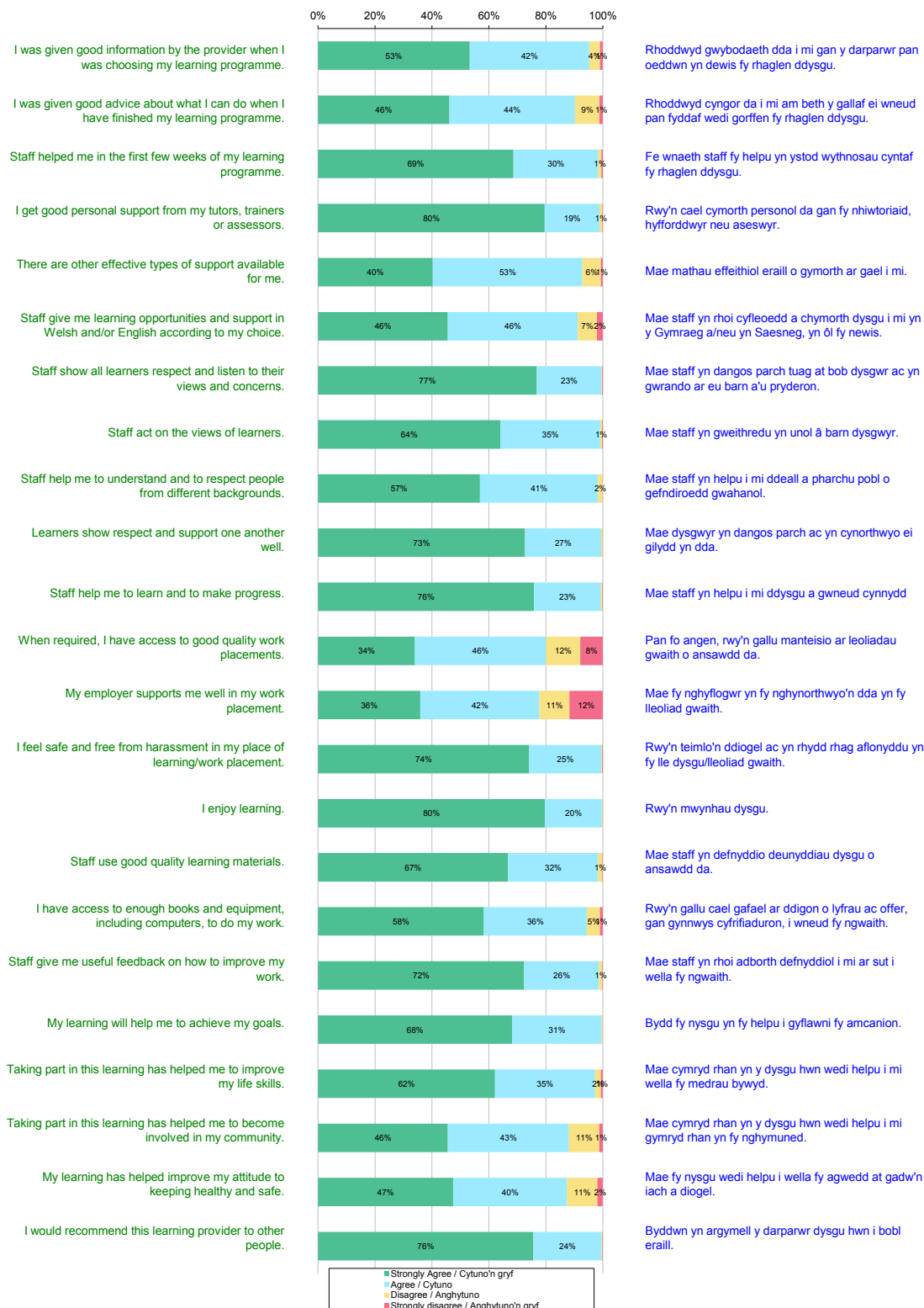
Adult community learning/ Dysgu oedolion yn y gymuned

Learner Questionnaire / Holiadur Dysgwyr

Part-Time / Rhan Amser

Number of responses/ Nifer o ymatebion

1,246



Please note that the number of responses per question may be slightly lower than the overall number of responses because not all respondents answered all questions. This analysis for 2012-2013 includes responses up to and including March 2013. The results of the Post-16 Learner Voice Wales survey were used on inspections from April 2013 onwards.

Sylwer y gallai nifer yr ymatebion i bob cwestiwn fod ychydig yn is na nifer gyffredinol yr ymatebion am na chafwyd ateb i bob cwestiwn gan bawb a ymatebodd. Mae'r dadansoddiad hwn ar gyfer 2012-2013 yn cynnwys ymatebion hyd at ac yn cynnwys Mawrth 2013. Defnyddiwyd canlyniadau arolwg Llais y Dysgwr Ôl-16 Cymru yn ystod arolygiadau o Ebrill 2013 ymlaen.

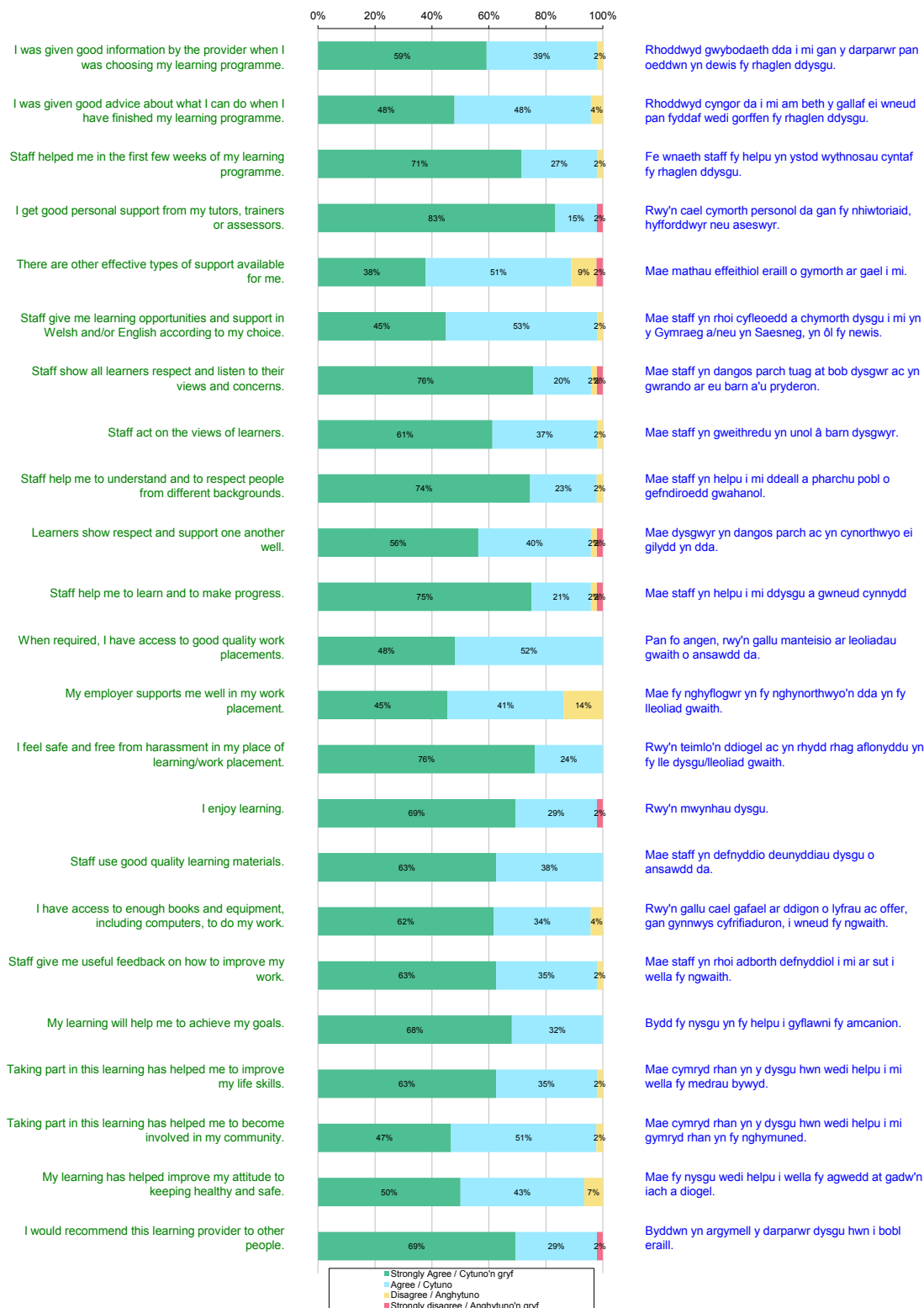
Adult community learning/ Dysgu oedolion yn y gymuned

Learner Questionnaire / Holiadur Dysgwyr

Under 19 / Dan 19

Number of responses/ Nifer o ymatebion

49



Please note that the number of responses per question may be slightly lower than the overall number of responses because not all respondents answered all questions. This analysis for 2012-2013 includes responses up to and including March 2013. The results of the Post-16 Learner Voice Wales survey were used on inspections from April 2013 onwards.

Sylwer y gallai nifer yr ymatebion i bob cwestiwn fod ychydig yn is na nifer gyffredinol yr ymatebion am na chafwyd ateb i bob cwestiwn gan bawb a ymatebodd. Mae'r dadansoddiad hwn ar gyfer 2012-2013 yn cynnwys ymatebion hyd at ac yn cynnwys Mawrth 2013. Defnyddiwyd canlyniadau arolwg Llais y Dysgwr Ôl-16 Cymru yn ystod arolygiadau o Ebrill 2013 ymlaen.

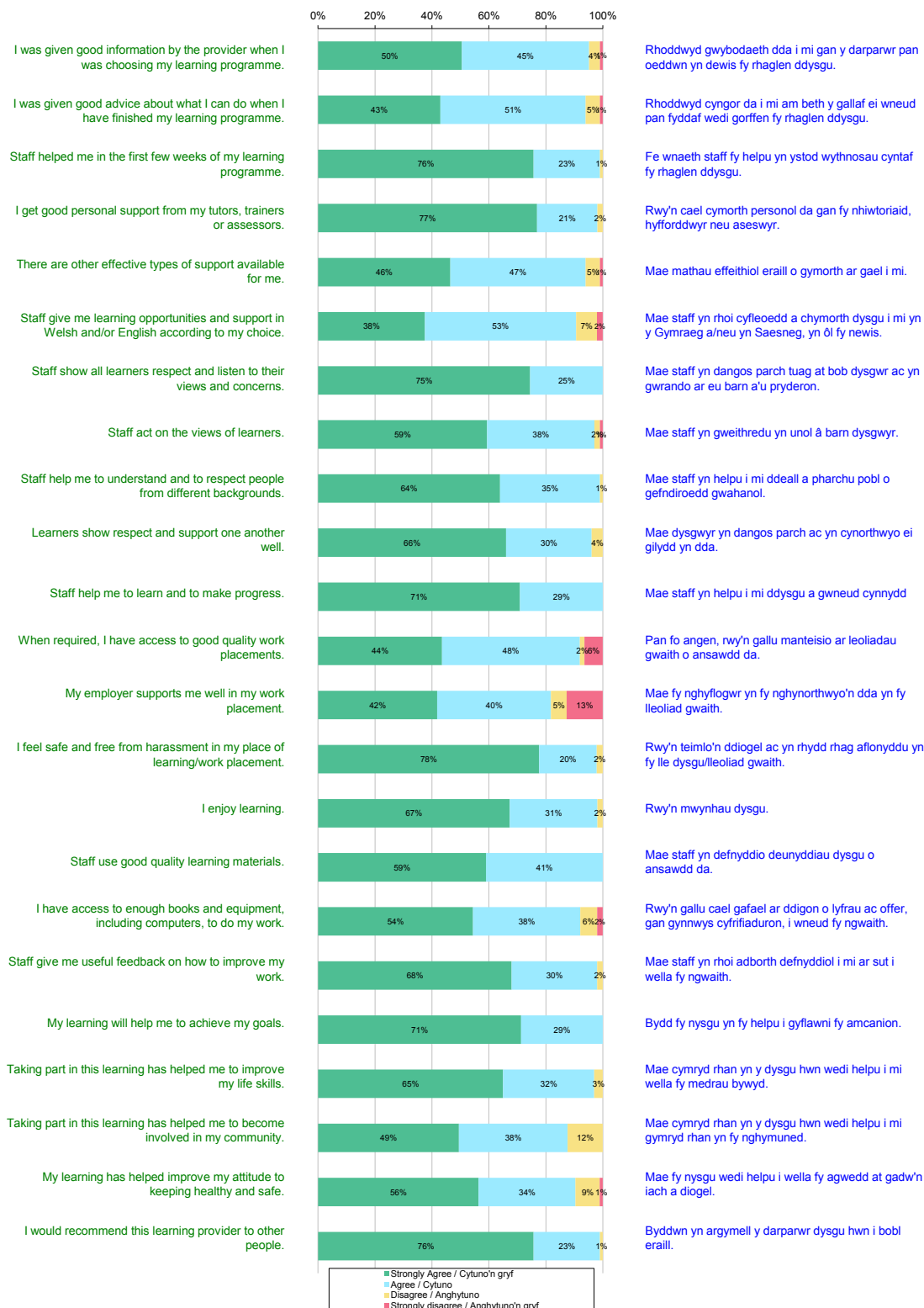
Adult community learning/ Dysgu oedolion yn y gymuned

Learner Questionnaire / Holiadur Dysgwyr

19-25

Number of responses/ Nifer o ymatebion

104



Please note that the number of responses per question may be slightly lower than the overall number of responses because not all respondents answered all questions. This analysis for 2012-2013 includes responses up to and including March 2013. The results of the Post-16 Learner Voice Wales survey were used on inspections from April 2013 onwards.

Sylwer y gallai nifer yr ymatebion i bob cwestiwn fod ychydig yn is na nifer gyffredinol yr ymatebion am na chafwyd ateb i bob cwestiwn gan bawb a ymatebodd. Mae'r dadansoddiad hwn ar gyfer 2012-2013 yn cynnwys ymatebion hyd at ac yn cynnwys Mawrth 2013. Defnyddiwyd canlyniadau arolwg Llais y Dysgwr Ôl-16 Cymru yn ystod arolygiadau o Ebrill 2013 ymlaen.

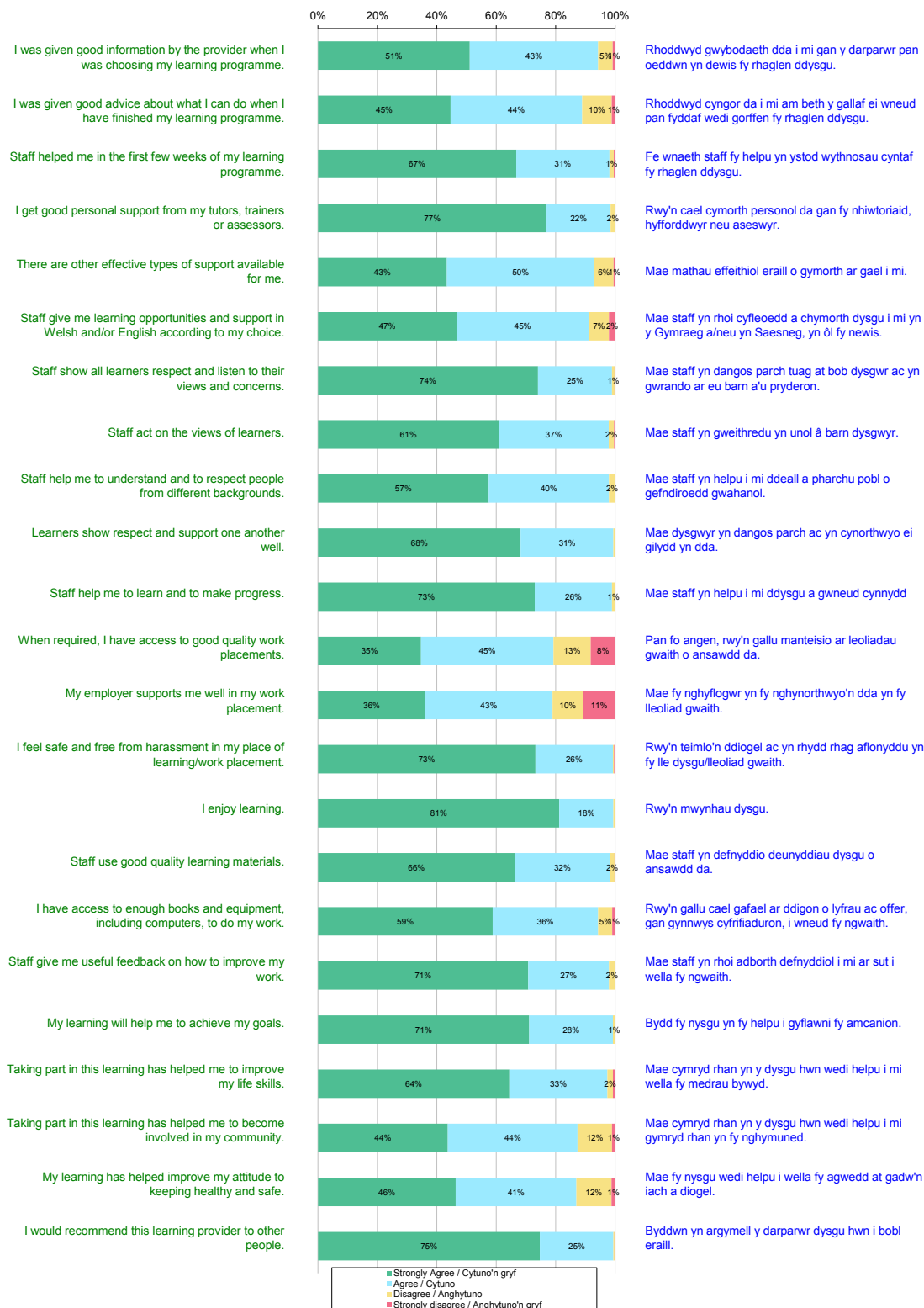
Adult community learning/ Dysgu oedolion yn y gymuned

Learner Questionnaire / Holiadur Dysgwyr

25-60

Number of responses/ Nifer o ymatebion

834



Please note that the number of responses per question may be slightly lower than the overall number of responses because not all respondents answered all questions. This analysis for 2012-2013 includes responses up to and including March 2013. The results of the Post-16 Learner Voice Wales survey were used on inspections from April 2013 onwards.

Sylwer y gallai nifer yr ymatebion i bob cwestiwn fod ychydig yn is na nifer gyffredinol yr ymatebion am na chafwyd ateb i bob cwestiwn gan bawb a ymatebodd. Mae'r dadansoddiad hwn ar gyfer 2012-2013 yn cynnwys ymatebion hyd at ac yn cynnwys Mawrth 2013. Defnyddiwyd canlyniadau arolwg Llais y Dysgwyr Ôl-16 Cymru yn ystod arolygiadau o Ebrill 2013 ymlaen.

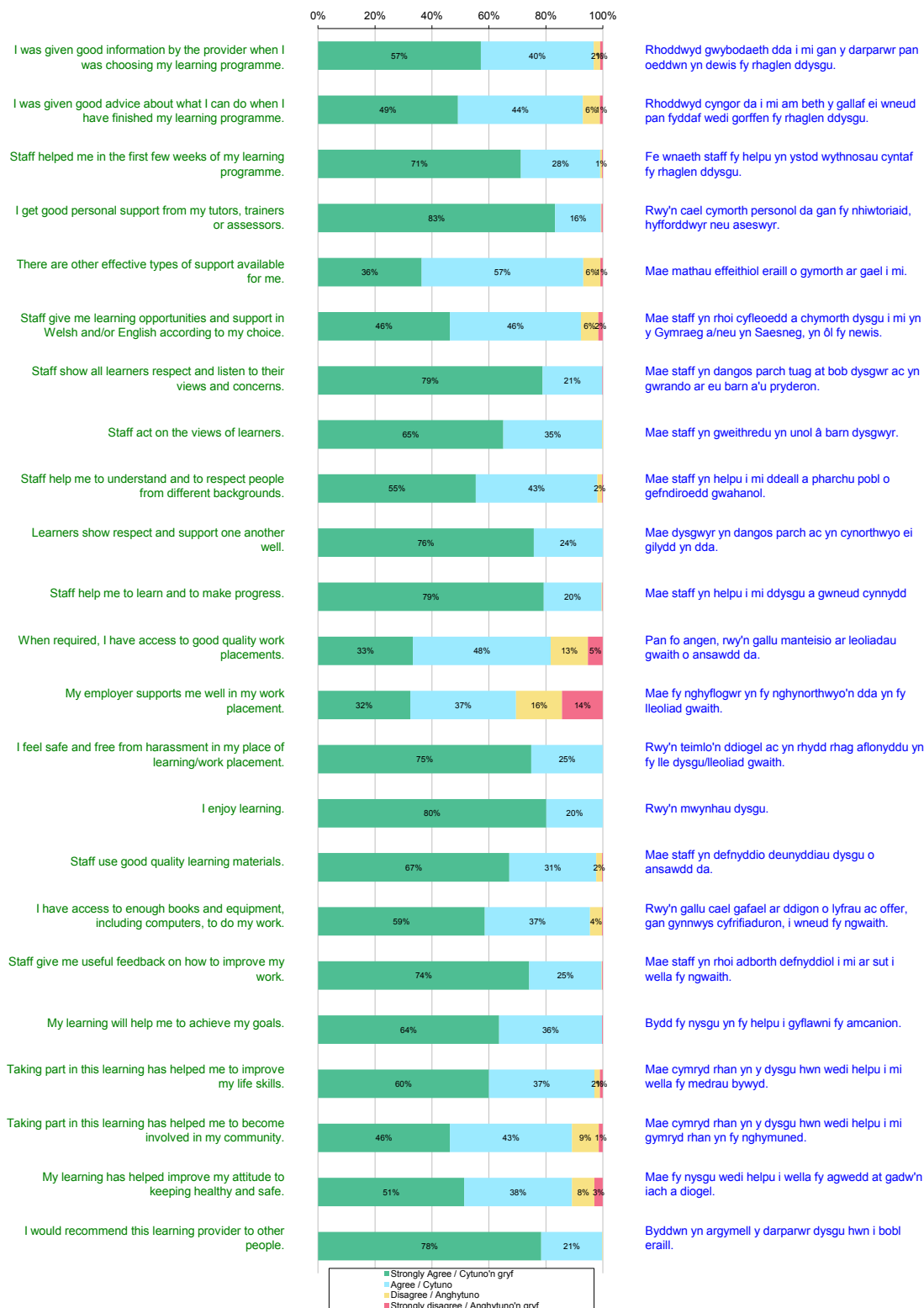
Adult community learning/ Dysgu oedolion yn y gymuned

Learner Questionnaire / Holiadur Dysgwyr

60+

Number of responses/ Nifer o ymatebion

458



Please note that the number of responses per question may be slightly lower than the overall number of responses because not all respondents answered all questions. This analysis for 2012-2013 includes responses up to and including March 2013. The results of the Post-16 Learner Voice Wales survey were used on inspections from April 2013 onwards.

Sylwer y gallai nifer yr ymatebion i bob cwestiwn fod ychydig yn is na nifer gyffredinol yr ymatebion am na chafwyd ateb i bob cwestiwn gan bawb a ymatebodd. Mae'r dadansoddiad hwn ar gyfer 2012-2013 yn cynnwys ymatebion hyd at ac yn cynnwys Mawrth 2013. Defnyddiwyd canlyniadau arolwg Llais y Dysgwr Ôl-16 Cymru yn ystod arolygiadau o Ebrill 2013 ymlaen.